

Table Of Contents

Acura	535i.....	12
CL.....	540i.....	12
CSX.....	545i.....	12
EL.....	550i.....	12
Integra.....	630CSi.....	12
Legend.....	633CSi.....	13
MDX.....	635CSi.....	13
TL.....	645Ci.....	13
TSX.....	650i.....	13
Audi	733i.....	13
100.....	735i.....	13
100 Quattro.....	735iL.....	13
200.....	740i.....	14
200 Quattro.....	740iL.....	14
5000.....	745i.....	14
5000 Quattro.....	745Li.....	14
A3.....	750i.....	14
A4.....	750iL.....	15
A4 Quattro.....	750Li.....	15
A6.....	760i.....	15
A6 Quattro.....	760Li.....	15
A8.....	840Ci.....	15
A8 Quattro.....	850Ci.....	15
Allroad Quattro.....	850CSi.....	15
Q7.....	850i.....	16
S4.....	Alpina B7.....	16
S6.....	M5.....	16
S8.....	M6.....	16
TT.....	X3.....	16
V8 Quattro.....	X5.....	16
BMW	Z3.....	17
128i.....	Z4.....	17
135i.....	Z8.....	17
318i.....	Buick	
318is.....	Allure.....	17
318ti.....	Century.....	17
320i.....	Electra.....	17
323Ci.....	LaCrosse.....	17
323i.....	LeSabre.....	17
323is.....	Lucerne.....	17
325.....	Park Avenue.....	18
325Ci.....	Rainier.....	18
325i.....	Regal.....	18
325is.....	Rendezvous.....	18
325xi.....	Roadmaster.....	18
328Ci.....	Skyhawk.....	18
328i.....	Somerset.....	18
328is.....	Somerset Regal.....	18
328xi.....	Terraza.....	18
330Ci.....	Cadillac	
330i.....	Brougham.....	19
330xi.....	Catera.....	19
335i.....	Cimarron.....	19
335xi.....	DeVille.....	19
524td.....	DTS.....	19
525i.....	Escalade.....	19
525iT.....	Fleetwood.....	19
528e.....	Seville.....	20
528i.....	Chevrolet	
530i.....	Astro.....	20
530iT.....	Avalanche.....	20
533i.....	Avalanche 1500.....	20

Table Of Contents

Avalanche 2500.....	20	Tracker.....	30
Aveo.....	20	Trailblazer.....	31
Aveo5.....	20	Uplander.....	31
Beretta.....	20	Venture.....	31
Blazer.....	21	Chrysler	
C1500.....	21	300.....	31
C1500 Suburban.....	21	300M.....	31
C20.....	21	Aspen.....	32
C20 Pickup.....	21	Cirrus.....	32
C2500.....	21	Concorde.....	32
C2500 Suburban.....	22	Grand Voyager.....	32
C30.....	22	Imperial.....	32
C30 Pickup.....	22	Intrepid.....	32
C3500.....	22	Laser.....	32
Camaro.....	22	LeBaron.....	32
Caprice.....	22	LHS.....	32
Cavalier.....	22	New Yorker.....	33
Classic.....	23	Pacifica.....	33
Cobalt.....	23	PT Cruiser.....	33
Colorado.....	23	Sebring.....	33
Corsica.....	23	Town & Country.....	34
Equinox.....	23	Voyager.....	34
Express 1500.....	23	Daewoo	
Express 2500.....	24	Lanos.....	34
Express 3500.....	24	Nubira.....	34
G20.....	24	Dodge	
G20 Van.....	24	Aries.....	34
G30.....	24	Avenger.....	34
G30 Van.....	25	B100.....	35
HHR.....	25	B150.....	35
Impala.....	25	B1500.....	35
K1500.....	25	B200.....	35
K1500 Suburban.....	25	B250.....	35
K2500.....	25	B2500.....	35
K2500 Suburban.....	26	B300.....	35
K3500.....	26	B350.....	36
Lumina.....	26	B3500.....	36
Malibu.....	26	Caliber.....	36
Metro.....	26	Caravan.....	36
Monte Carlo.....	26	Challenger.....	37
P20.....	26	Charger.....	37
P20 Van.....	27	Colt.....	37
P30.....	27	Dakota.....	37
P30 Van.....	27	Daytona.....	37
R20.....	27	Durango.....	37
R20 Suburban.....	27	Dynasty.....	38
R2500.....	28	Grand Caravan.....	38
R2500 Suburban.....	28	Intrepid.....	38
R30.....	28	Lancer.....	38
R3500.....	28	Magnum.....	38
S10.....	28	Neon.....	39
Silverado 1500.....	28	Ram 1500 Truck.....	39
Silverado 1500 HD.....	29	Ram 1500 Van.....	39
Silverado 2500.....	29	Ram 2500 Truck.....	39
Silverado 2500 HD.....	29	Ram 2500 Van.....	40
Silverado 3500.....	29	Ram 3500 Truck.....	40
Silverado 3500 HD.....	29	Ram 3500 Van.....	40
Sprint.....	30	Shadow.....	40
SSR.....	30	Spirit.....	40
Suburban 1500.....	30	Sprinter 2500.....	41
Suburban 2500.....	30	Sprinter 3500.....	41
Tahoe.....	30	Stratus.....	41

Table Of Contents

SX 2.0.....	41	P25.....	51
Eagle		P25/P2500 Van.....	51
Talon.....	41	P2500.....	51
Vision.....	42	P35.....	52
Ford		P35/P3500 Van.....	52
Contour.....	42	P3500.....	52
Crown Victoria.....	42	R2500.....	52
Edge.....	42	R2500 Suburban.....	52
Escape.....	42	R3500.....	52
Escort.....	42	Safari.....	53
EXP.....	43	Savana 1500.....	53
Expedition.....	43	Savana 2500.....	53
Explorer.....	44	Savana 3500.....	53
Explorer Sport Trac.....	44	Sierra 1500.....	53
F-150.....	44	Sierra 1500 HD.....	54
F-150 Heritage.....	44	Sierra 2500.....	54
F-250.....	45	Sierra 2500 HD.....	54
F-250 Super Duty.....	45	Sierra 3500.....	54
Fairlane.....	45	Sierra 3500 HD.....	54
Falcon.....	45	Sierra C3.....	54
Festiva.....	45	Sierra Denali.....	55
Focus.....	45	Sonoma.....	55
Freestar.....	46	Yukon.....	55
Fusion.....	46	Yukon Denali.....	55
Granada.....	46	Yukon Denali XL.....	55
Maverick.....	46	Yukon XL 1500.....	56
Mustang.....	46	Yukon XL 2500.....	56
Probe.....	46	Honda	
Ranchero.....	46	Accord.....	57
Ranger.....	46	Civic.....	58
Taurus.....	47	Civic del Sol.....	58
Tempo.....	47	CR-V.....	59
Thunderbird.....	47	CRX.....	59
Torino.....	47	Element.....	59
Windstar.....	47	Fit.....	59
Geo		Insight.....	59
Metro.....	48	Odyssey.....	59
GMC		Passport.....	60
C1500.....	48	Pilot.....	60
C1500 Suburban.....	48	Prelude.....	60
C25.....	48	Hummer	
C25/C2500 Pickup.....	48	H2.....	60
C2500.....	48	Hyundai	
C2500 Suburban.....	49	Accent.....	60
C35.....	49	Azera.....	60
C35/C3500 Pickup.....	49	Elantra.....	61
C3500.....	49	Excel.....	61
Canyon.....	49	Santa Fe.....	61
Envoy.....	49	Sonata.....	62
G15/G1500 Van.....	50	Tiburon.....	62
G25/G2500 Van.....	50	Tucson.....	62
G2500.....	50	XG300.....	62
G35.....	50	XG350.....	62
G35/G3500 Van.....	50	Infiniti	
G3500.....	50	FX35.....	63
Jimmy.....	50	FX45.....	63
K1500.....	51	G20.....	63
K1500 Suburban.....	51	G35.....	63
K2500.....	51	I30.....	63
K2500 Suburban.....	51	QX4.....	63
K3500.....	51	QX56.....	64

Table Of Contents

Isuzu	929.....	72
Oasis.....	64	
Rodeo.....	64	
Trooper.....	64	
Jeep	B2000.....	72
Cherokee.....	64	
Comanche.....	64	
Commander.....	64	
Compass.....	64	
Grand Cherokee.....	65	
Liberty.....	65	
Patriot.....	65	
TJ.....	65	
Wagoneer.....	65	
Wrangler.....	65	
Kia	B2200.....	72
Amanti.....	66	
Optima.....	66	
Rio.....	66	
Rondo.....	66	
Sedona.....	66	
Sephia.....	66	
Sorento.....	66	
Spectra.....	67	
Spectra5.....	67	
Sportage.....	67	
Land Rover	B2300.....	72
Freelander.....	67	
Range Rover.....	67	
Range Rover Sport.....	67	
Lexus	B2500.....	72
ES300.....	67	
ES330.....	67	
ES350.....	68	
GS300.....	68	
GS400.....	68	
GS430.....	68	
GX470.....	68	
IS300.....	68	
LS400.....	68	
LS430.....	68	
LX470.....	69	
SC430.....	69	
Lincoln	B3000.....	73
Aviator.....	69	
Blackwood.....	69	
Continental.....	69	
LS.....	69	
Mark LT.....	69	
Mark VIII.....	69	
MKX.....	70	
MKZ.....	70	
Navigator.....	70	
Town Car.....	71	
Zephyr.....	71	
Mazda	B3000.....	73
3.....	71	
323.....	71	
5.....	71	
6.....	72	
626.....	72	
	B3000.....	73
	B4000.....	73
	CX-9.....	73
	MPV.....	73
	MX-6.....	73
	Protege.....	74
	Tribute.....	74
Mercedes-Benz		
190D.....	74	
190E.....	74	
230.....	74	
240D.....	74	
260E.....	75	
280CE.....	75	
280E.....	75	
280S.....	75	
280SE.....	75	
300CD.....	75	
300D.....	75	
300E.....	75	
300SD.....	75	
300SDL.....	75	
300SE.....	76	
300SEL.....	76	
300TD.....	76	
300TE.....	76	
420SEL.....	76	
450SE.....	76	
450SEL.....	76	
500SEC.....	76	
500SEL.....	76	
560SEC.....	76	
560SEL.....	77	
600SEC.....	77	
600SEL.....	77	
B200.....	77	
C220.....	77	
C230.....	77	
C240.....	77	
C280.....	78	
C32 AMG.....	78	
C320.....	78	
C350.....	78	
C36 AMG.....	78	
C43 AMG.....	79	
C55 AMG.....	79	
CL500.....	79	
CL55 AMG.....	79	
CL600.....	79	
CL65 AMG.....	79	
CLK320.....	80	
CLK350.....	80	
CLK430.....	80	
CLK500.....	80	
CLK55 AMG.....	80	
CLK550.....	80	
CLS500.....	81	

Table Of Contents




E300.....	81	Nissan	
E320.....	81	200SX.....	91
E420.....	81	240SX.....	91
E430.....	81	350Z.....	91
E500.....	81	720.....	91
E55 AMG.....	82	Altima.....	91
ML320.....	82	Armada.....	92
ML350.....	82	Cube.....	92
ML430.....	82	D21.....	92
ML500.....	82	Frontier.....	92
ML55 AMG.....	83	Maxima.....	92
ML55 AMG.....	83	Murano.....	93
S320.....	83	NX.....	93
S350.....	83	Pathfinder.....	93
S420.....	83	Pulsar NX.....	93
S430.....	83	Quest.....	93
S500.....	84	Sentra.....	94
S55 AMG.....	84	Titan.....	94
S600.....	84	Versa.....	94
S65 AMG.....	84	Xterra.....	94
SL320.....	84	X-Trail.....	94
SL500.....	85	Oldsmobile	
SL600.....	85	Achieva.....	95
SLK230.....	85	Alero.....	95
SLK280.....	85	Aurora.....	95
SLK32 AMG.....	85	Bravada.....	95
SLK320.....	85	Custom Cruiser.....	95
SLK350.....	85	Cutlass.....	95
SLK55 AMG.....	86	Cutlass Cruiser.....	95
Mercury		Cutlass Supreme.....	95
Comet.....	86	Delta 88.....	96
Cougar.....	86	Intrigue.....	96
Grand Marquis.....	86	Ninety-Eight.....	96
LN7.....	86	Silhouette.....	96
Lynx.....	86	Plymouth	
Marauder.....	86	Acclaim.....	96
Mariner.....	87	Breeze.....	96
Milan.....	87	Caravelle.....	96
Monarch.....	87	Colt.....	96
Montego.....	87	Grand Voyager.....	96
Monterey.....	87	Laser.....	97
Mountaineer.....	88	Neon.....	97
Mystique.....	88	Reliant.....	97
Sable.....	88	Sundance.....	97
Topaz.....	88	Voyager.....	97
Villager.....	88	Pontiac	
Merkur		Aztek.....	97
Scorpio.....	88	Bonneville.....	97
XR4Ti.....	88	Catalina.....	98
Mini		Firebird.....	98
Cooper.....	89	Firefly.....	98
Mitsubishi		G3.....	98
Eclipse.....	89	G5.....	98
Galant.....	89	G6.....	98
Lancer.....	90	Grand Am.....	98
Mirage.....	90	Grand Prix.....	99
Montero.....	90	Montana.....	99
Montero Sport.....	90	Parisienne.....	99
Outlander.....	90	Pursuit.....	99
Precis.....	90	Safari.....	99
Raider.....	91	Sunfire.....	99




Table Of Contents





Torrent.....	100	Toyota	
Vibe.....	100	4Runner.....	106
Wave.....	100	Avalon.....	106
Porsche		Camry.....	106
Cayenne.....	100	Celica.....	106
Saab		Corolla.....	107
900.....	100	Cressida.....	107
9-2X.....	100	Echo.....	107
9-3.....	100	FJ Cruiser.....	107
9-5.....	100	Land Cruiser.....	107
Saturn		Matrix.....	108
Aura.....	101	Paseo.....	108
Ion.....	101	RAV4.....	108
Ion-1.....	101	Sequoia.....	108
Ion-2.....	101	Solara.....	108
Ion-3.....	101	Starlet.....	108
L100.....	101	Supra.....	108
L200.....	101	Tacoma.....	109
L300.....	101	Tercel.....	109
L300-1.....	101	Tundra.....	109
L300-2.....	101	Yaris.....	109
L300-3.....	102	Volkswagen	
LS.....	102	Beetle.....	109
LS1.....	102	Cabrio.....	109
LS2.....	102	Eos.....	109
LW1.....	102	Golf.....	110
LW2.....	102	GTI.....	110
LW200.....	102	Jetta.....	110
LW300.....	102	Passat.....	111
SC.....	102	Phaeton.....	111
SC1.....	102	R32.....	111
SC2.....	102	Rabbit.....	111
SL.....	103	Routan.....	111
SL1.....	103	Touareg.....	111
SL2.....	103	Volvo	
SW1.....	103	C70.....	111
SW2.....	103	S40.....	112
Vue.....	103	S60.....	112
Scion		S70.....	112
tC.....	103	S80.....	112
xA.....	103	V40.....	112
xB.....	103	V50.....	112
xD.....	103	V70.....	113
Smart		XC90.....	113
Fortwo.....	104		
Subaru			
Baja.....	104		
Forester.....	104		
Impreza.....	104		
Legacy.....	104		
Outback.....	104		
Suzuki			
Aerio.....	104		
Esteem.....	104		
Grand Vitara.....	104		
Sidekick.....	105		
Swift.....	105		
SX4.....	105		
Vitara.....	105		
X-90.....	105		
XL-7.....	105		

Part Type Tipo de Parte	Year Año	Engine Motor	Description Descripción	Location Localización	Part No. No. de Parte	Quantity Cantidad
Acura CL 						
FRONT						
Control Arm	2003-2001			Right Lower	MS9674	1
	2003-2001			Left Lower	MS9675	1
	1999-1997			Right Lower	MK80325	1
	1999-1997			Left Lower	MK80326	1
Control Arm and Ball Joint Assembly	2003-2001			Right Upper	MS9672	1
	2003-2001			Left Upper	MS9673	1
	1999-1997			Right Upper	MK90446	1
	1999-1997			Left Upper	MK90447	1
REAR						
Control Arm	1999-1997			Left Lower Front	MS60138	1
	1999-1997			Right Lower Front	MS60139	1
Control Arm and Ball Joint Assembly	2003-2001			Upper	MS20408	2
Lateral Link	2003-2001			Upper Rear	MS60154	2
Acura CSX 						
FRONT						
Control Arm and Ball Joint Assembly	2008-2006			Left Lower	MS60100	1
	2008-2006			Right Lower	MS60101	1
Acura EL 						
FRONT						
Control Arm	2005-2001			Left Lower	MS20410	1
	2005-2001			Right Lower	MS20411	1
	2000-1997		STAMPED ARM	Left Lower	MS9747	1
	2000-1997		STAMPED ARM	Right Lower	MS9748	1
	2000-1997		FORGED ARM	Left Lower	MS60124	1
	2000-1997		FORGED ARM	Right Lower	MS60125	1
Control Arm and Ball Joint Assembly	2000-1996			Right Upper	MK90450	1
	2000-1996			Left Upper	MK90451	1
REAR						
Control Arm	2005-2001			Upper	MS60173	2
	2000-1997		JAPAN BUILT	Left Upper	MS60117	1
	2000-1997		JAPAN BUILT	Right Upper	MS60118	1
	2000-1997		Compensator Arm		MS60119	2
	2000-1996			Lower	MS60164	2
Acura Integra 						
FRONT						
Control Arm	2001-1994			Left Lower	MS20304	1
	2001-1994			Right Lower	MS20305	1
	1993-1990			Right Lower	MK80329	1
	1993-1990			Left Lower	MK80330	1
Control Arm and Ball Joint Assembly	1998-1994		RS	Right Upper	MK90448	1
	1998-1994		RS	Left Upper	MK90449	1
	1993-1990			Left Upper	MS20262	1
	1993-1990			Right Upper	MS20263	1
Radius Arm and Ball Joint	1989-1986			Right Lower	MK9593	1

Part Type Tipo de Parte	Year Año	Engine Motor	Description Descripcion	Location Localización	Part No. No. de Parte	Quantity Cantidad
Acura Integra (cont'd) 						
FRONT (cont'd)						
Radius Arm and Ball Joint (cont'd)	1989-1986			Left Lower	MK9595	1
REAR						
Control Arm	2001-1997			Left Upper	MS60117	1
	2001-1997			Right Upper	MS60118	1
	2000-1997		GS; GS-R; LS; RS	Lower	MS60163	2
	1999-1994		W/O ABS	Left Lower	MS60150	1
	1999-1994		W/O ABS	Right Lower	MS60151	1
	1996-1994			Lower	MS60163	2
Acura Legend 						
FRONT						
Control Arm and Ball Joint Assembly	1995-1991			Right Upper	MK9927	1
	1995-1991			Left Upper	MK9928	2
	1990-1987			Left Upper	MS60144	1
	1990-1987			Right Upper	MS60145	1
REAR						
Control Arm and Ball Joint Assembly	1995-1991			Right Lower	MK9929	1
	1995-1991			Left Lower	MK9930	1
	1995-1991			Left Upper	MK9937	1
	1995-1991			Right Upper	MK9938	1
Acura MDX 						
FRONT						
Control Arm and Ball Joint Assembly	2001			Left Lower	MS60105	1
	2001			Right Lower	MS60106	1
Acura TL 						
FRONT						
Control Arm	2003-1999			Right Lower	MS9674	1
	2003-1999			Left Lower	MS9675	1
Control Arm and Ball Joint Assembly	2009			Left Upper	MS60159	1
	2009			Right Upper	MS60160	1
	2003-1999	V6 3.2L		Right Upper	MS9672	1
	2003-1999	V6 3.2L		Left Upper	MS9673	1
REAR						
Control Arm	2008-2003		-1 1/2 TO +3 DEGREE CASTER/CAMBER ADJUSTMENT	Lower	MK90706	2
	1998-1997		LENGTH : 11 5/8"	Right Lower	MS6075	1
	1998-1997		LENGTH : 11 5/8"	Left Lower	MS6076	1
Control Arm and Ball Joint Assembly	2003-1999			Upper	MS20408	2
Lateral Link	2003-1999			Upper Rear	MS60154	2
Acura TSX 						
FRONT						
Control Arm	2008-2004	L4 2.4L		Left Lower	MS20406	1
	2008-2004	L4 2.4L		Right Lower	MS20407	1
Control Arm and Ball Joint Assembly	2010-2009			Left Upper	MS60159	1
	2010-2009			Right Upper	MS60160	1


Part Type Tipo de Parte	Year Año	Engine Motor	Description Descripción	Location Localización	Part No. No. de Parte	Quantity Cantidad
Acura TSX (cont'd) 						
FRONT (cont'd)						
Control Arm and Ball Joint Assembly (cont'd)	2007-2004	L4 2.4L		Left Upper	MS20404	1
	2007-2004	L4 2.4L		Right Upper	MS20405	1
REAR						
Control Arm	2008-2004		-1 1/2 TO +3 DEGREE CASTER/CAMBER ADJUSTMENT	Lower	MK90706	2
Audi 100 						
FRONT						
Control Arm and Ball Joint Assembly	1994-1992			Right Lower	MK90665	1
	1994-1992			Left Lower	MK90666	1
	1991			Left Lower	MK90697	1
	1991			Right Lower	MK90698	1
	1991-1989		(4A-C4 44-44Q-C3); FROM CH# 44L111381; 19MM	Right Lower	MS9718	1
	1991-1989		(4A-C4 44-44Q-C3); FROM CH# 44L111381; 19MM	Left Lower	MS9719	1
	1990-1989		(4A-C4 44-44Q-C3); FROM CH# 44L111380; 18MM	Right Lower	MK9109	1
	1990-1989		(4A-C4 44-44Q-C3); FROM CH# 44L111380 18MM	Left Lower	MK9107	1
Audi 100 Quattro 						
FRONT						
Control Arm and Ball Joint Assembly	1990-1989			Left Lower	MK9107	1
	1990-1989			Right Lower	MK9109	1
Audi 200 						
FRONT						
Control Arm and Ball Joint Assembly	1991-1989		20 VALVE	Left Lower	MK90697	1
	1991-1989		20 VALVE	Right Lower	MK90698	1
	1991-1989		(4A-C4 44-44Q-C3); FROM CH# 44L111381; 19MM	Right Lower	MS9718	1
	1991-1989		(4A-C4 44-44Q-C3); FROM CH# 44L111381; 19MM	Left Lower	MS9719	1
	1990-1989		(4A-C4 44-44Q-C3); FROM CH# 44L111380; 18MM	Left Lower	MK9107	1
	1990-1989		(4A-C4 44-44Q-C3); FROM CH# 44L111380; 18MM	Right Lower	MK9109	1
Audi 200 Quattro 						
FRONT						
Control Arm and Ball Joint Assembly	1990-1989			Left Lower	MK9107	1
	1990-1989			Right Lower	MK9109	1
Audi 5000 						
FRONT						
Control Arm and Ball Joint Assembly	1988-1980			Left Lower	MK9107	1
	1988-1980			Right Lower	MK9109	1
Audi 5000 Quattro 						
FRONT						
Control Arm and Ball Joint Assembly	1988-1986			Left Lower	MK9107	1
	1988-1986			Right Lower	MK9109	1
Audi A3 						
REAR						
Control Arm	2007-2006			Upper	MS70123	2
Lateral Link	2007-2006			Left	MS101009	1
	2007-2006			Right	MS101010	1








Part Type Tipo de Parte	Year Año	Engine Motor	Description Descripcion	Location Localización	Part No. No. de Parte	Quantity Cantidad
Audi A4 						
FRONT						
Control Arm and Ball Joint Assembly	2008-2002			Lower Front	MK80524	2
	2008-1996			Left Lower Rear	MK80562	1
	2008-1996			Right Lower Rear	MK80563	1
	2008-1996			Left Upper Front	MK90497	1
	2008-1996			Right Upper Front	MK90498	1
	2001-1996			Lower Front	MK90494	2
	1999-1996		TO VIN #X199999	Left Upper Rear	MK90699	1
	1999-1996		TO VIN #X199999	Right Upper Rear	MK90700	1
REAR						
Control Arm and Ball Joint Assembly	2002-1999		LATERAL TIE ROD		MS70130	2
Audi A4 Quattro 						
FRONT						
Control Arm and Ball Joint Assembly	2008-2002			Lower Front	MK80524	2
	2008-1996			Left Lower Rear	MK80562	1
	2008-1996			Right Lower Rear	MK80563	1
	2008-1996			Left Upper Front	MK90497	1
	2008-1996			Right Upper Front	MK90498	1
	2001-1996			Lower Front	MK90494	2
	1999-1996		TO VIN #X199999	Left Upper Rear	MK90699	1
	1999-1996		TO VIN #X199999	Right Upper Rear	MK90700	1
REAR						
Control Arm and Ball Joint Assembly	2002-1996		LATERAL TIE ROD		MS70130	2
Audi A6 						
FRONT						
Control Arm and Ball Joint Assembly	2008-2006			Left Upper Front	MS70109	1
	2008-2006			Right Upper Front	MS70110	1
	2008-2006			Left Upper Rear	MS70111	1
	2008-2006			Right Upper Rear	MS70112	1
	2007-2006			Left Lower Rear	MS70106	1
	2007-2006			Right Lower Rear	MS70107	1
	2007-2006			Lower Front	MS70108	2
	2004-2002		W/ 17" WHEELS	Lower Front	MK80556	2
	2004-1998			Left Upper Front	MK90497	1
	2004-1998			Right Upper Front	MK90498	1
	2004-1997			Left Lower Rear	MK80562	1
	2004-1997			Right Lower Rear	MK80563	1
	2002		W/ 16" WHEELS	Lower Front	MK90494	2
	2001-1998			Lower Front	MK90494	2
	1998		Station Wagon	Right Lower	MK90665	1
	1998		Station Wagon	Left Lower	MK90666	1
	1997-1995			Right Lower	MK90665	1
	1997-1995			Left Lower	MK90666	1

Part Type Tipo de Parte	Year Año	Engine Motor	Description Descripción	Location Localización	Part No. No. de Parte	Quantity Cantidad
Audi A6 Quattro 						
FRONT						
Control Arm and Ball Joint Assembly	2008-2005			Left Upper Front	MS70109	1
	2008-2005			Right Upper Front	MS70110	1
	2008-2005			Left Upper Rear	MS70111	1
	2008-2005			Right Upper Rear	MS70112	1
	2007-2005			Left Lower Rear	MS70106	1
	2007-2005			Right Lower Rear	MS70107	1
	2007-2005			Lower Front	MS70108	2
	2004-2002			Lower Front	MK80556	2
	2004-1998			Left Upper Front	MK90497	1
	2004-1998			Right Upper Front	MK90498	1
	2004-1998			Left Upper Rear	MK90699	1
	2004-1998			Right Upper Rear	MK90700	1
	2004-1997			Left Lower Rear	MK80562	1
	2004-1997			Right Lower Rear	MK80563	1
	2002		W/ 16" WHEELS	Lower Front	MK90494	2
2001-1998			Lower Front	MK90494	2	
Audi A8 						
FRONT						
Control Arm and Ball Joint Assembly	1999-1997			Left Lower Rear	MK80562	1
	1999-1997			Right Lower Rear	MK80563	1
	1999-1997			Lower Front	MK90494	2
	1999-1997			Left Upper Rear	MK90699	1
	1999-1997			Right Upper Rear	MK90700	1
Audi A8 Quattro 						
FRONT						
Control Arm and Ball Joint Assembly	2010-2008			Left Lower Rear	MS70134	1
	2010-2008			Right Lower Rear	MS70135	1
	2009-2004			Lower Front	MS70133	2
	2008-2004			Left Upper Front	MS70109	1
	2008-2004			Right Upper Front	MS70110	1
	2008-2004			Left Upper Rear	MS70111	1
	2008-2004			Right Upper Rear	MS70112	1
	2003-2000		FROM VIN #V004001	Right Upper Rear	MK90699	1
	2003-2000		FROM VIN #V004001	Left Upper Rear	MK90700	1
	2003-2000			Lower Front	MK80556	2
	2002-1997			Left Lower Rear	MK80562	1
	2002-1997			Right Lower Rear	MK80563	1
	1999-1997			Lower Front	MK90494	2
REAR						
Control Arm and Ball Joint Assembly	2003-1997		TIE ROD	Upper Front	MS70113	2
Audi Allroad Quattro 						
FRONT						
Control Arm and Ball Joint Assembly	2005-2001			Left Upper Front	MK90497	1
	2005-2001			Right Upper Front	MK90498	1

Part Type Tipo de Parte	Year Año	Engine Motor	Description Descripcion	Location Localización	Part No. No. de Parte	Quantity Cantidad
Audi Q7 						
FRONT						
Control Arm and Ball Joint Assembly	2008-2007		FROM VIN# 4L7090001	Left Lower	MS70124	1
	2008-2007		FROM VIN# 4L7090001	Right Lower	MS70125	1
	2008-2007			Upper	MS70100	2
Audi S4 						
FRONT						
Control Arm and Ball Joint Assembly	2007-2004			Lower Front	MK80524	2
	2002-2000			Left Lower Rear	MK80562	1
	2002-2000			Right Lower Rear	MK80563	1
	2002-2000			Lower Front	MK90494	2
	1994-1992			Right Lower	MK90665	1
	1994-1992			Left Lower	MK90666	1
Audi S6 						
FRONT						
Control Arm and Ball Joint Assembly	2007			Lower Front	MS70108	2
	2003-2002			Lower Front	MK90494	2
	2003-2002			Left Upper Front	MK90497	1
	2003-2002			Right Upper Front	MK90498	1
	1995			Right Lower	MK90665	1
	1995			Left Lower	MK90666	1
Audi S8 						
FRONT						
Control Arm and Ball Joint Assembly	2009-2004			Left Lower	MS70133	2
	2003-2001			Lower Front	MK80556	2
REAR						
Control Arm and Ball Joint Assembly	2003-2001		TIE ROD	Upper Front	MS70113	2
Audi TT 						
REAR						
Control Arm	2008			Upper	MS70123	2
Lateral Link	2008			Left	MS101009	1
	2008			Right	MS101010	1
Audi V8 Quattro 						
FRONT						
Control Arm and Ball Joint Assembly	1994-1990			Left Lower	MK90697	1
	1994-1990			Right Lower	MK90698	1
BMW 128i 						
FRONT						
Control Arm and Ball Joint Assembly	2010-2008		E82; E88	Left Lower Rear	MS10108	1
	2010-2008		E82; E88	Right Lower Rear	MS10109	1
	2010-2008		E82; E88	Left Lower Front	MS10110	1
	2010-2008		E82; E88	Right Lower Front	MS10111	1
REAR						
Lateral Link	2010-2008		E87	Upper	MS101001	2
	2010-2008		E87	Upper Front	MS101002	2

Part Type Tipo de Parte	Year Año	Engine Motor	Description Descripción	Location Localización	Part No. No. de Parte	Quantity Cantidad
BMW 135i 						
FRONT						
Control Arm and Ball Joint Assembly	2010-2008		E82; E88	Left Lower Rear	MS10108	1
	2010-2008		E82; E88	Right Lower Rear	MS10109	1
	2010-2008		E82; E88	Left Lower Front	MS10110	1
	2010-2008		E82; E88	Right Lower Front	MS10111	1
REAR						
Lateral Link	2010-2008		E87	Upper	MS101001	2
	2010-2008		E87	Upper Front	MS101002	2
BMW 318i 						
FRONT						
Control Arm and Ball Joint Assembly	1998-1992		E36	Left Lower	MK80531	1
	1998-1992		E36	Right Lower	MK80532	1
	1985-1984		E30	Left Lower	MK9625	1
	1985-1984		E30	Right Lower	MK9627	1
BMW 318is 						
FRONT						
Control Arm and Ball Joint Assembly	1997-1993		E36	Left Lower	MK80531	1
	1997-1993		E36	Right Lower	MK80532	1
BMW 318ti 						
FRONT						
Control Arm and Ball Joint Assembly	1998-1995		E36	Left Lower	MK80531	1
	1998-1995		E36	Right Lower	MK80532	1
BMW 320i 						
FRONT						
Control Arm	1983-1979		E21; FROM 10/78	Left Lower	MK9119	1
Control Arm and Ball Joint Assembly	1983-1978		E21; FROM 10/78	Right Lower	MK9121	1
BMW 323Ci 						
FRONT						
Control Arm and Ball Joint Assembly	2000		E46; 2WD	Left Lower	MK80527	1
	2000		E46; 2WD	Right Lower	MK80528	1
BMW 323i 						
FRONT						
Control Arm and Ball Joint Assembly	2007-2006		E90; 2WD	Left Lower Rear	MS10108	1
	2007-2006		E90; 2WD	Right Lower Rear	MS10109	1
	2000-1999		E46; 2WD	Left Lower	MK80527	1
	2000-1999		E46; 2WD	Right Lower	MK80528	1
	1999-1998		E36; COUPE	Left Lower	MK80531	1
	1999-1998		E36; COUPE	Right Lower	MK80532	1
BMW 323is 						
FRONT						
Control Arm and Ball Joint Assembly	1999-1998		E36	Left Lower	MK80531	1
	1999-1998		E36	Right Lower	MK80532	1

Part Type Tipo de Parte	Year Año	Engine Motor	Description Descripcion	Location Localización	Part No. No. de Parte	Quantity Cantidad
BMW 325 						
FRONT						
Control Arm and Ball Joint Assembly	1988-1987		E30	Left Lower	MK9625	1
	1988-1987		E30	Right Lower	MK9627	1
BMW 325Ci 						
FRONT						
Control Arm and Ball Joint Assembly	2006-2001		E46; 2WD	Left Lower	MK80527	1
	2006-2001		E46; 2WD	Right Lower	MK80528	1
BMW 325i 						
FRONT						
Control Arm and Ball Joint Assembly	2006		E90	Left Lower Front	MS10110	1
	2006		E90	Right Lower Front	MS10111	1
	2005-2001		E46; 2WD	Left Lower	MK80527	1
	2005-2001		E46; 2WD	Right Lower	MK80528	1
	1995-1992		E36	Left Lower	MK80531	1
	1995-1992		E36	Right Lower	MK80532	1
	1990-1988		E30	Left Lower	MK9625	1
	1990-1988		E30	Right Lower	MK9627	1
REAR						
Lateral Link	2006		E90	Upper	MS101001	2
	2006		E90	Upper Front	MS101002	2
BMW 325is 						
FRONT						
Control Arm and Ball Joint Assembly	1995-1992		E36	Left Lower	MK80531	1
	1995-1992		E36	Right Lower	MK80532	1
	1990-1988		E30	Left Lower	MK9625	1
	1990-1988		E30	Right Lower	MK9627	1
BMW 325xi 						
FRONT						
Control Arm and Ball Joint Assembly	2006		E90	Left Lower Front	MS10110	1
	2006		E90	Right Lower Front	MS10111	1
	2005-2001		E46	Left Lower	MS10190	1
	2005-2001		E46	Right Lower	MS10191	1
REAR						
Lateral Link	2006		E90	Upper	MS101001	2
	2006		E90	Upper Front	MS101002	2
BMW 328Ci 						
FRONT						
Control Arm and Ball Joint Assembly	2000		E46; 2WD	Left Lower	MK80527	1
	2000		E46; 2WD	Right Lower	MK80528	1
BMW 328i 						
FRONT						
Control Arm and Ball Joint Assembly	2010-2007		E90; 2WD	Left Lower Rear	MS10108	1
	2010-2007		E90; 2WD	Right Lower Rear	MS10109	1
	2010-2007		E90	Left Lower Front	MS10110	1
	2010-2007		E90	Right Lower Front	MS10111	1



Part Type Tipo de Parte	Year Año	Engine Motor	Description Descripción	Location Localización	Part No. No. de Parte	Quantity Cantidad
BMW 328i (cont'd) 						
FRONT (cont'd)						
Control Arm and Ball Joint Assembly (cont'd)	2000-1999		E46; 2WD	Left Lower	MK80527	1
	2000-1999		E46; 2WD	Right Lower	MK80528	1
	1999-1996		E36	Left Lower	MK80531	1
	1999-1996		E36	Right Lower	MK80532	1
REAR						
Lateral Link	2010-2007		E90	Upper	MS101001	2
	2010-2007		E90	Upper Front	MS101002	2
BMW 328is 						
FRONT						
Control Arm and Ball Joint Assembly	1999-1998		E36	Left Lower	MK80531	1
	1999-1998		E36	Right Lower	MK80532	1
BMW 328xi 						
REAR						
Lateral Link	2008-2007		E90	Upper	MS101001	2
	2008-2007		E90	Upper Front	MS101002	2
BMW 330Ci 						
FRONT						
Control Arm and Ball Joint Assembly	2006-2001		E46; 2WD	Left Lower	MK80527	1
	2006-2001		E46; 2WD	Right Lower	MK80528	1
BMW 330i 						
FRONT						
Control Arm and Ball Joint Assembly	2007-2006		E90; 2WD	Left Lower Rear	MS10108	1
	2007-2006		E90; 2WD	Right Lower Rear	MS10109	1
	2006		E90; 2WD	Left Lower Front	MS10110	1
	2006		E90; 2WD	Right Lower Front	MS10111	1
	2005-2001		E46; 2WD	Left Lower	MK80527	1
	2005-2001		E46; 2WD	Right Lower	MK80528	1
REAR						
Lateral Link	2006		E90	Upper	MS101001	2
	2006		E90	Upper Front	MS101002	2
BMW 330xi 						
FRONT						
Control Arm and Ball Joint Assembly	2005-2001		E46	Left Lower	MS10190	1
	2005-2001		E46	Right Lower	MS10191	1
REAR						
Lateral Link	2006		E90	Upper	MS101001	2
	2006		E90	Upper Front	MS101002	2
BMW 335i 						
FRONT						
Control Arm and Ball Joint Assembly	2010-2007		E90; 2WD	Left Lower Rear	MS10108	1
	2010-2007		E90; 2WD	Right Lower Rear	MS10109	1
	2010-2007		E90	Left Lower Front	MS10110	1
	2010-2007		E90	Right Lower Front	MS10111	1

Part Type Tipo de Parte	Year Año	Engine Motor	Description Descripcion	Location Localización	Part No. No. de Parte	Quantity Cantidad
BMW 335i (cont'd) 						
REAR						
Lateral Link	2010-2007		E90	Upper	MS101001	2
	2010-2007		E90	Upper Front	MS101002	2
BMW 335xi 						
REAR						
Lateral Link	2008-2007		E90	Upper	MS101001	2
	2008-2007		E90	Upper Front	MS101002	2
BMW 524td 						
FRONT						
Control Arm and Ball Joint Assembly	1986-1985		E28; W/ STEEL CONTROL ARM	Left Lower	MK9127	1
	1986-1985		E28; W/ STEEL CONTROL ARM	Right Lower	MK9129	1
Thrust Arm and Ball Joint	1986-1985		E28	Right Lower	MK9481	1
	1986-1985		E28	Left Lower	MK9483	1
BMW 525i 						
FRONT						
Control Arm and Ball Joint Assembly	2007-2004		E60	Left Lower Front	MS10112	1
	2007-2004		E60	Right Lower Front	MS10113	1
	2006-2004		E60; TO 3/06	Left Lower Rear	MS10114	1
	2006-2004		E60; TO 3/06	Right Lower Rear	MS10115	1
	2003-2001		E39	Left Lower	MK80529	1
	2003-2001		E39	Right Lower	MK80530	1
	1990-1989		E34; W/ STEEL CONTROL ARM	Left Lower	MK9127	1
	1990-1989		E34; W/ STEEL CONTROL ARM	Right Lower	MK9129	1
	1990-1989		E34; W/ ALUMINUM CONTROL ARM	Left Lower	MK90506	1
	1990-1989		E34; W/ ALUMINUM CONTROL ARM	Right Lower	MK90507	1
Thrust Arm and Ball Joint	2003-2001		E39	Left Lower	MK90419	1
	2003-2001		E39	Right Lower	MK90418	1
	1995-1989		E34	Left Lower	MK9924	1
	1995-1989		E34	Right Lower	MK9925	1
REAR						
Control Arm	2003-2001		E39; W/O Touring	Left Lower	MS10148	1
	2003-2001		E39; W/O Touring	Right Lower	MS10149	1
	2003-2001		E39; W/ Touring	Left Lower	MS10151	1
	2003-2001		E39; W/ Touring	Right Lower	MS10152	1
Control Arm and Ball Joint Assembly	2003-2001		E39	Upper Front	MS10150	2
	2003-2001		E39	Left Upper Rear	MS10184	1
	2003-2001		E39	Right Upper Rear	MS10185	1
BMW 525iT 						
FRONT						
Thrust Arm and Ball Joint	1995-1993		E34	Left Lower	MK9924	1
	1995-1993		E34	Right Lower	MK9925	1
BMW 528e 						
FRONT						
Control Arm and Ball Joint Assembly	1988-1982		E28; W/ STEEL CONTROL ARM	Left Lower	MK9127	1
	1988-1982		E28 ; W/ STEEL CONTROL ARM	Right Lower	MK9129	1







Part Type Tipo de Parte	Year Año	Engine Motor	Description Descripción	Location Localización	Part No. No. de Parte	Quantity Cantidad
BMW 528e (cont'd) 						
FRONT (cont'd)						
Thrust Arm and Ball Joint	1988-1982		E28	Right Lower	MK9481	1
	1988-1982		E28	Left Lower	MK9483	1
BMW 528i 						
FRONT						
Control Arm and Ball Joint Assembly	2000-1997		E39	Left Lower	MK80529	1
	2000-1997		E39	Right Lower	MK80530	1
	1981-1979		E12	Left Lower	MK9123	1
	1981-1979		E12	Right Lower	MK9125	1
REAR						
Control Arm	2000-1999		E39; W/ Touring	Left Lower	MS10151	1
	2000-1999		E39; W/ Touring	Right Lower	MS10152	1
	2000-1998		E39; W/O Touring	Left Lower	MS10148	1
	2000-1998		E39; W/O Touring	Right Lower	MS10149	1
Control Arm and Ball Joint Assembly	2000-1997		E39	Upper Front	MS10150	2
	2000-1997		E39	Left Upper Rear	MS10184	1
	2000-1997		E39	Right Upper Rear	MS10185	1
BMW 530i 						
FRONT						
Control Arm and Ball Joint Assembly	2007-2004		E60	Left Lower Front	MS10112	1
	2007-2004		E60	Right Lower Front	MS10113	1
	2006-2004		E60; TO 3/06	Left Lower Rear	MS10114	1
	2006-2004		E60; TO 3/06	Right Lower Rear	MS10115	1
	2003-2001		E39	Left Lower	MK80529	1
	2003-2001		E39	Right Lower	MK80530	1
	1978-1975		E12	Left Lower	MK9123	1
	1978-1975		E12	Right Lower	MK9125	1
Thrust Arm and Ball Joint	1995-1994		E34	Left Lower	MK9924	1
	1995-1994		E34	Right Lower	MK9925	1
REAR						
Control Arm	2003-2001		E39	Left Lower	MS10148	1
	2003-2001		E39	Right Lower	MS10149	1
Control Arm and Ball Joint Assembly	2003-2001		E39	Upper Front	MS10150	2
	2003-2001		E39	Left Upper Rear	MS10184	1
	2003-2001		E39	Right Upper Rear	MS10185	1
BMW 530iT 						
FRONT						
Thrust Arm and Ball Joint	1995-1994		E34	Left Lower	MK9924	1
	1995-1994		E34	Right Lower	MK9925	1
BMW 533i 						
FRONT						
Control Arm and Ball Joint Assembly	1984-1983		E28; W/ STEEL CONTROL ARM	Left Lower	MK9127	1
	1984-1983		E28; W/ STEEL CONTROL ARM	Right Lower	MK9129	1
	1984-1983		E28; W/ ALUMINUM CONTROL ARM	Left Lower	MK90506	1
	1984-1983		E28; W/ ALUMINUM CONTROL ARM	Right Lower	MK90507	1










Part Type Tipo de Parte	Year Año	Engine Motor	Description Descripcion	Location Localización	Part No. No. de Parte	Quantity Cantidad
BMW 535i 						
FRONT						
Control Arm and Ball Joint Assembly	1991-1985		E34; W/ ALUMINUM CONTROL ARM	Left Lower	MK90506	1
	1991-1985		E34; W/ ALUMINUM CONTROL ARM	Right Lower	MK90507	1
	1991-1985		E28; W/ STEEL CONTROL ARM	Left Lower	MK9127	1
	1991-1985		E28; W/ STEEL CONTROL ARM	Right Lower	MK9129	1
Thrust Arm and Ball Joint	1993-1989		E34	Left Lower	MK9924	1
	1993-1989		E34	Right Lower	MK9925	1
	1988-1985		E28	Right Lower	MK9481	1
	1988-1985		E28	Left Lower	MK9483	1
BMW 540i 						
FRONT						
Control Arm and Ball Joint Assembly	2003-1997		E39	Left Lower Rear	MS10160	1
	2003-1997		E39	Right Lower Rear	MS10161	1
	2003-1997		E39	Left Lower Front	MS10168	1
	2003-1997		E39	Right Lower Front	MS10169	1
Thrust Arm and Ball Joint	1995-1994		E34	Left Lower	MK9924	1
	1995-1994		E34	Right Lower	MK9925	1
REAR						
Control Arm	2003-1998		E39; W/O Touring	Left Lower	MS10148	1
	2003-1998		E39; W/O Touring	Right Lower	MS10149	1
	2000-1999		E39; W/ Touring	Left Lower	MS10151	1
	2000-1999		E39; W/ Touring	Right Lower	MS10152	1
Control Arm and Ball Joint Assembly	2003-1997		E39	Upper Front	MS10150	2
	2003-1997		E39	Left Upper Rear	MS10184	1
	2003-1997		E39	Right Upper Rear	MS10185	1
BMW 545i 						
FRONT						
Control Arm and Ball Joint Assembly	2006-2004		E60; TO 3/06	Left Lower Rear	MS10114	1
	2006-2004		E60; TO 3/06	Right Lower Rear	MS10115	1
	2006-2004		E60	Left Lower Front	MS10112	1
	2006-2004		E60	Right Lower Front	MS10113	1
REAR						
Control Arm	2005-2004		E39	Left Lower	MS10148	1
	2005-2004		E39	Right Lower	MS10149	1
Control Arm and Ball Joint Assembly	2006-2004		E60	Upper Front	MS10150	2
BMW 550i 						
FRONT						
Control Arm and Ball Joint Assembly	2007-2006		E60	Left Lower Front	MS10112	1
	2007-2006		E60	Right Lower Front	MS10113	1
	2007-2006		E60	Left Lower Rear	MS10114	1
	2007-2006		E60	Right Lower Rear	MS10115	1
BMW 630CSi 						
FRONT						
Control Arm and Ball Joint Assembly	1977		E24	Left Lower	MK9123	1










Part Type Tipo de Parte	Year Año	Engine Motor	Description Descripción	Location Localización	Part No. No. de Parte	Quantity Cantidad
BMW 630CSi (cont'd) 						
FRONT (cont'd)						
Control Arm and Ball Joint	1977		E24	Right Lower	MK9125	1
BMW 633CSi 						
FRONT						
Control Arm and Ball Joint Assembly	1984-1983		E24; W/ STEEL CONTROL ARM	Left Lower	MK9127	1
	1984-1983		E24; W/ STEEL CONTROL ARM	Right Lower	MK9129	1
	1982-1979		E24	Left Lower	MK9123	1
	1982-1979		E24	Right Lower	MK9125	1
Thrust Arm and Ball Joint	1984-1983		E24	Right Lower	MK9481	1
	1984-1983		E24	Left Lower	MK9483	1
BMW 635CSi 						
FRONT						
Control Arm and Ball Joint Assembly	1989-1985		E24; W/ STEEL CONTROL ARM	Left Lower	MK9127	1
	1989-1985		E24; W/ STEEL CONTROL ARM	Right Lower	MK9129	1
Thrust Arm and Ball Joint	1989-1985		E24	Right Lower	MK9481	1
	1989-1985		E24	Left Lower	MK9483	1
BMW 645Ci 						
FRONT						
Control Arm and Ball Joint Assembly	2005-2004		E63 OR E64	Left Lower Rear	MS10186	1
	2005-2004		E63 OR E64	Right Lower Rear	MS10187	1
BMW 650i 						
FRONT						
Control Arm and Ball Joint Assembly	2009-2006		E63	Left Lower Rear	MS10186	1
	2009-2006		E63	Right Lower Rear	MS10187	1
BMW 733i 						
FRONT						
Control Arm and Ball Joint Assembly	1984-1978		E23	Left Lower	MK9131	1
	1984-1978		E23	Right Lower	MK9133	1
BMW 735i 						
FRONT						
Control Arm and Ball Joint Assembly	1992-1988		E32; W/ ALUMINUM CONTROL ARM	Left Lower	MK90506	1
	1992-1988		E32; W/ ALUMINUM CONTROL ARM	Right Lower	MK90507	1
	1992-1988		E32	Left Upper	MS10166	1
	1992-1988		E32	Right Upper	MS10167	1
	1992-1987		E32; W/ STEEL CONTROL ARM	Left Lower	MK9127	1
	1992-1987		E32; W/ STEEL CONTROL ARM	Right Lower	MK9129	1
	1986-1985		E23	Left Lower	MK9131	1
	1986-1985		E23	Right Lower	MK9133	1
BMW 735iL 						
FRONT						
Control Arm and Ball Joint Assembly	1999-1988		E32; W/ STEEL CONTROL ARM	Left Lower	MK9127	1
	1999-1988		E32; W/ STEEL CONTROL ARM	Right Lower	MK9129	1
	1992-1988		E32; W/ ALUMINUM CONTROL ARM	Left Lower	MK90506	1
	1992-1988		E32; W/ ALUMINUM CONTROL ARM	Right Lower	MK90507	1
	1992-1988		E32	Left Upper	MS10166	1

Part Type Tipo de Parte	Year Año	Engine Motor	Description Descripcion	Location Localización	Part No. No. de Parte	Quantity Cantidad
BMW 735iL (cont'd) 						
FRONT (cont'd)						
Control Arm and Ball Joint	1992-1988		E32	Right Upper	MS10167	1
BMW 740i 						
FRONT						
Control Arm and Ball Joint Assembly	2001-1997		E38	Left Lower Rear	MK90508	1
	2001-1997		E38	Right Lower Rear	MK90509	1
	1995		E38	Left Lower Rear	MK90508	1
	1995		E38	Right Lower Rear	MK90509	1
	1995-1993		E32	Left Upper	MS10166	1
	1995-1993		E32	Right Upper	MS10167	1
	1994-1993		E32; W/ STEEL CONTROL ARM	Left Lower	MK9127	1
	1994-1993		E32; W/ STEEL CONTROL ARM	Right Lower	MK9129	1
	1994-1993		E32; W/ ALUMINUM CONTROL ARM	Left Lower	MK90506	1
1994-1993		E32; W/ ALUMINUM CONTROL ARM	Right Lower	MK90507	1	
REAR						
Control Arm and Ball Joint Assembly	2001-1997		E39	Upper Front	MS10150	2
BMW 740iL 						
FRONT						
Control Arm and Ball Joint Assembly	2001-1995		E38	Left Lower Front	MK90495	1
	2001-1995		E38	Right Lower Front	MK90496	1
	2001-1995		E38	Left Lower Rear	MK90508	1
	2001-1995		E38	Right Lower Rear	MK90509	1
	1998-1993		E32	Left Upper	MS10166	1
	1998-1993		E32	Right Upper	MS10167	1
REAR						
Control Arm and Ball Joint Assembly	2001-1997		E39	Upper Front	MS10150	2
BMW 745i 						
FRONT						
Control Arm and Ball Joint Assembly	2005-2002		E65	Left Lower Front	MS10155	1
	2005-2002		E65	Right Lower Front	MS10156	1
	2005-2002		E65	Left Lower Rear	MS10186	1
	2005-2002		E65	Right Lower Rear	MS10187	1
BMW 745Li 						
FRONT						
Control Arm and Ball Joint Assembly	2005-2002		E66	Left Lower Front	MS10155	1
	2005-2002		E66	Right Lower Front	MS10156	1
	2005-2002		E66	Left Lower Rear	MS10186	1
	2005-2002		E66	Right Lower Rear	MS10187	1
BMW 750i 						
FRONT						
Control Arm and Ball Joint Assembly	2007-2006		E65	Left Lower Front	MS10155	1
	2007-2006		E65	Right Lower Front	MS10156	1









Part Type Tipo de Parte	Year Año	Engine Motor	Description Descripción	Location Localización	Part No. No. de Parte	Quantity Cantidad
BMW 750iL 						
FRONT						
Control Arm and Ball Joint Assembly	2001-1995		E38	Left Lower Front	MK90495	1
	2001-1995		E38	Right Lower Front	MK90496	1
	2001-1995		E38	Left Lower Rear	MK90508	1
	2001-1995		E38	Right Lower Rear	MK90509	1
	1999-1988		E32; W/ STEEL CONTROL ARM	Left Lower	MK9127	1
	1999-1988		E32; W/ ALUMINUM CONTROL ARM	Left Lower	MK90506	1
	1999-1988		E32; W/ ALUMINUM CONTROL ARM	Right Lower	MK90507	1
	1999-1988		E32; W/ STEEL CONTROL ARM	Right Lower	MK9129	1
	1994-1988		E32	Left Upper	MS10166	1
1994-1988		E32	Right Upper	MS10167	1	
REAR						
Control Arm and Ball Joint Assembly	2001-1997		E39	Upper Front	MS10150	2
BMW 750Li 						
FRONT						
Control Arm and Ball Joint Assembly	2007-2006		E66	Left Lower Front	MS10155	1
	2007-2006		E66	Right Lower Front	MS10156	1
BMW 760i 						
FRONT						
Control Arm and Ball Joint Assembly	2006-2004		E65	Left Lower Front	MS10155	1
	2006-2004		E65	Right Lower Front	MS10156	1
	2006-2004		E65	Left Lower Rear	MS10186	1
	2006-2004		E65	Right Lower Rear	MS10187	1
BMW 760Li 						
FRONT						
Control Arm and Ball Joint Assembly	2007-2003		E66	Left Lower Front	MS10155	1
	2007-2003		E66	Right Lower Front	MS10156	1
	2007-2003		E66	Left Lower Rear	MS10186	1
	2007-2003		E66	Right Lower Rear	MS10187	1
BMW 840Ci 						
FRONT						
Control Arm and Ball Joint Assembly	1997-1994		E31	Left Upper	MS10166	1
	1997-1994		E31	Right Upper	MS10167	1
BMW 850Ci 						
FRONT						
Control Arm and Ball Joint Assembly	1997-1993		E31	Left Upper	MS10166	1
	1997-1993		E31	Right Upper	MS10167	1
BMW 850CSi 						
FRONT						
Control Arm and Ball Joint Assembly	1997-1995		E31	Left Upper	MS10166	1
	1997-1995		E31	Right Upper	MS10167	1







Part Type Tipo de Parte	Year Año	Engine Motor	Description Descripcion	Location Localización	Part No. No. de Parte	Quantity Cantidad
BMW 850i 						
FRONT						
Control Arm and Ball Joint Assembly	1992-1991		E31	Left Upper	MS10166	1
	1992-1991		E31	Right Upper	MS10167	1
BMW Alpina B7 						
FRONT						
Control Arm and Ball Joint Assembly	2007		E65	Left Lower Front	MS10155	1
	2007		E65	Right Lower Front	MS10156	1
BMW M5 						
FRONT						
Control Arm and Ball Joint Assembly	2003-2000		E39	Left Lower Rear	MS10160	1
	2003-2000		E39	Right Lower Rear	MS10161	1
	2003-2000		E39	Left Lower Front	MS10168	1
	2003-2000		E39	Right Lower Front	MS10169	1
	1993-1991		E34; W/ STEEL CONTROL ARM	Left Lower	MK9127	1
	1993-1991		E34; W/ STEEL CONTROL ARM	Right Lower	MK9129	1
	1988		E28; W/ STEEL CONTROL ARM	Left Lower	MK9127	1
	1988		E28; W/ STEEL CONTROL ARM	Right Lower	MK9129	1
Thrust Arm and Ball Joint	1993-1991		E34	Left Lower	MK9924	1
	1993-1991		E34	Right Lower	MK9925	1
	1988		E28	Right Lower	MK9481	1
	1988		E28	Left Lower	MK9483	1
REAR						
Control Arm and Ball Joint Assembly	2003-2000		E39	Left Upper Rear	MS10184	1
	2003-2000		E39	Right Upper Rear	MS10185	1
BMW M6 						
FRONT						
Control Arm and Ball Joint Assembly	1988-1987		E24; W/ STEEL CONTROL ARM	Left Lower	MK9127	1
	1988-1987		E24; W/ STEEL CONTROL ARM	Right Lower	MK9129	1
Thrust Arm and Ball Joint	1988-1987		E28	Right Lower	MK9481	1
	1988-1987		E28	Left Lower	MK9483	1
BMW X3 						
FRONT						
Control Arm and Ball Joint Assembly	2008-2004		E83	Left Lower Rear	MS10106	1
	2008-2004		E83	Right Lower Rear	MS10107	1
BMW X5 						
FRONT						
Control Arm	2006-2000		E53	Left Lower Front	MS10102	1
	2006-2000		E53	Right Lower Front	MS10103	1
Control Arm and Ball Joint Assembly	2006-2000		E53	Left Lower Rear	MS10104	1
	2006-2000		E53	Right Lower Rear	MS10105	1
REAR						
Control Arm and Ball Joint Assembly	2006-2000		E53; TIE ROD	Upper Front	MS101000	2
	2006-2000		E53	Right Upper	MS10198	1
	2006-2000		E53	Left Upper	MS10199	1

Part Type Tipo de Parte	Year Año	Engine Motor	Description Descripción	Location Localización	Part No. No. de Parte	Quantity Cantidad
BMW Z3 						
FRONT						
Control Arm and Ball Joint Assembly	2002-1996		E36	Left Lower	MK80531	1
	2002-1996		E36	Right Lower	MK80532	1
BMW Z4 						
FRONT						
Control Arm and Ball Joint Assembly	2005-2003		E85; 2WD	Left Lower	MK80527	1
	2005-2003		E85; 2WD	Right Lower	MK80528	1
BMW Z8 						
FRONT						
Thrust Arm and Ball Joint	2003-2000		E52	Right Lower	MK90418	1
	2003-2000		E52	Left Lower	MK90419	1
Buick Allure 						
REAR						
Track Bar	2008-2005				MK6402	2
Buick Century 						
FRONT						
Control Arm and Ball Joint Assembly	2000-1997			Right Lower	MS20328	1
	2000-1997			Left Lower	MS20329	1
REAR						
Track Bar	2005-1997				MK6402	2
Buick Electra 						
FRONT						
Control Arm and Ball Joint Assembly	1989-1980			Left Lower	MS20334	1
	1989-1980			Right Lower	MS20335	1
	1987-1980			Right Upper	MS9704	1
	1987-1980			Left Upper	MS9705	1
Buick LaCrosse 						
FRONT						
Control Arm and Ball Joint Assembly	2009-2007			Right Lower	MS20328	1
	2009-2007			Left Lower	MS20329	1
REAR						
Track Bar	2008-2005				MK6402	2
Buick LeSabre 						
FRONT						
Control Arm and Ball Joint Assembly	2005-2000		W/ ALUMINUM CONTROL ARM	Left Lower	MS50113	1
	2005-2000		W/ ALUMINUM CONTROL ARM	Right Lower	MS50114	1
	1990-1980		2WD	Left Lower	MS20334	1
	1990-1980		2WD	Right Lower	MS20335	1
	1990-1980			Right Upper	MS9704	1
	1990-1980			Left Upper	MS9705	1
Buick Lucerne 						
FRONT						
Control Arm and Ball Joint Assembly	2008-2006			Left Lower	MK80354	1
	2008-2006			Right Lower	MK80355	1







Part Type Tipo de Parte	Year Año	Engine Motor	Description Descripcion	Location Localización	Part No. No. de Parte	Quantity Cantidad
Buick Park Avenue 						
FRONT						
Control Arm and Ball Joint Assembly	2005-2000		W/ ALUMINUM CONTROL ARM	Left Lower	MS50113	1
	2005-2000		W/ ALUMINUM CONTROL ARM	Right Lower	MS50114	1
Buick Rainier 						
FRONT						
Control Arm	2007-2004			Left Upper	MS50104	1
	2007-2004			Right Upper	MS50105	1
Buick Regal 						
FRONT						
Control Arm	1996-1989			Left Lower	MS20332	1
	1996-1989			Right Lower	MS20333	1
Control Arm and Ball Joint Assembly	2000-1997			Right Lower	MS20328	1
	2000-1997			Left Lower	MS20329	1
REAR						
Track Bar	2004-1988				MK6402	2
Buick Rendezvous 						
FRONT						
Control Arm and Ball Joint Assembly	2007-2002			Left Lower	MS50124	1
	2007-2002			Right Lower	MS50125	1
REAR						
Control Arm	2007-2002		4WD	Left Upper	MK80352	1
	2007-2002		4WD	Right Upper	MK80353	1
Control Arm and Ball Joint Assembly	2007-2002		4WD	Right Lower	MK80350	1
	2007-2002		4WD	Left Lower	MK80351	1
Buick Roadmaster 						
FRONT						
Control Arm and Ball Joint Assembly	1996-1991			Right Upper	MS9704	1
	1996-1991			Left Upper	MS9705	1
	1996-1991			Left Lower	MS20334	1
	1996-1991			Right Lower	MS20335	1
Buick Skyhawk 						
FRONT						
Control Arm and Ball Joint Assembly	1989-1982			Left Lower	MS20336	1
	1989-1982			Right Lower	MS20337	1
Buick Somerset 						
FRONT						
Control Arm and Ball Joint Assembly	1987-1986			Left Lower	MS20336	1
	1987-1986			Right Lower	MS20337	1
Buick Somerset Regal 						
FRONT						
Control Arm and Ball Joint Assembly	1985			Left Lower	MS20336	1
	1985			Right Lower	MS20337	1
Buick Terraza 						
REAR						
Control Arm	2006-2005		4WD	Left Upper	MK80352	1






Part Type Tipo de Parte	Year Año	Engine Motor	Description Descripción	Location Localización	Part No. No. de Parte	Quantity Cantidad
Buick Terraza (cont'd) 						
REAR (cont'd)						
Control Arm (cont'd)	2006-2005		4WD	Right Upper	MK80353	1
Control Arm and Ball Joint Assembly	2006-2005		4WD	Right Lower	MK80350	1
	2006-2005		4WD	Left Lower	MK80351	1
Cadillac Brougham 						
FRONT						
Control Arm and Ball Joint Assembly	1992-1987			Right Upper	MS9704	1
	1992-1987			Left Upper	MS9705	1
	1992-1987			Left Lower	MS20334	1
	1992-1987			Right Lower	MS20335	1
Cadillac Catera 						
FRONT						
Control Arm and Ball Joint Assembly	2001-1997			Left Lower	MS50132	1
	2001-1997			Right Lower	MS50133	1
Cadillac Cimarron 						
FRONT						
Control Arm and Ball Joint Assembly	1988-1982			Left Lower	MS20336	1
	1988-1982			Right Lower	MS20337	1
Cadillac DeVille 						
FRONT						
Control Arm and Ball Joint Assembly	2005-2000		EXC HEAVY DUTY SUSP; W/ ALUMINUM CONTROL ARM	Left Lower	MS50113	1
	2005-2000		EXC HEAVY DUTY SUSP; W/ ALUMINUM CONTROL ARM	Right Lower	MS50114	1
	1984-1980			Right Upper	MS9704	1
	1984-1980			Left Upper	MS9705	1
	1984-1980			Left Lower	MS20334	1
	1984-1980			Right Lower	MS20335	1
Cadillac DTS 						
FRONT						
Control Arm and Ball Joint Assembly	2008-2006			Left Lower	MK80354	1
	2008-2006			Right Lower	MK80355	1
Cadillac Escalade 						
FRONT						
Control Arm and Ball Joint Assembly	2009-2007		COIL SPRING SUSPENSION	Left Upper	MK80669	1
	2009-2007		COIL SPRING SUSPENSION	Right Upper	MK80670	1
	2006-2002		FORGED ARM; W/ TORSION BAR SUSPENSION	Left Lower	MS20342	1
	2006-2002		FORGED ARM; W/ TORSION BAR SUSPENSION	Right Lower	MS20343	1
	2006-2002			Upper	MS20268	2
	2000-1999		4WD; UNDER 7500LB GVW	Left Upper	MS50120	1
	2000-1999		4WD; UNDER 7500LB GVW	Right Upper	MS50121	1
Cadillac Fleetwood 						
FRONT						
Control Arm and Ball Joint Assembly	1996-1993		STANDARD DUTY BRAKES	Left Lower	MS20334	1
	1996-1993		STANDARD DUTY BRAKES	Right Lower	MS20335	1
	1996-1993			Right Upper	MS9704	1
	1996-1993			Left Upper	MS9705	1

Part Type Tipo de Parte	Year Año	Engine Motor	Description Descripcion	Location Localización	Part No. No. de Parte	Quantity Cantidad
Cadillac Fleetwood (cont'd) 						
FRONT (cont'd)						
Control Arm and Ball Joint Assembly (cont'd)	1992-1980			Left Lower	MS20334	1
	1992-1980			Right Lower	MS20335	1
Cadillac Seville 						
FRONT						
Control Arm and Ball Joint Assembly	2004-2000		W/ ALUMINUM CONTROL ARM	Left Lower	MS50113	1
	2004-2000		W/ ALUMINUM CONTROL ARM	Right Lower	MS50114	1
Chevrolet Astro 						
FRONT						
Control Arm and Ball Joint Assembly	2005-1997		4WD	Left Lower	MS50146	1
	2005-1997		4WD	Right Lower	MS50147	1
	2005-1997		2WD	Left Lower	MS50150	1
	2005-1997		2WD	Right Lower	MS50151	1
Chevrolet Avalanche 						
FRONT						
Control Arm and Ball Joint Assembly	2009-2007	V8 5.3L	COIL SPRING SUSPENSION	Left Upper	MK80669	1
	2009-2007	V8 5.3L	COIL SPRING SUSPENSION	Right Upper	MK80670	1
Chevrolet Avalanche 1500 						
FRONT						
Control Arm and Ball Joint Assembly	2006-2002		FORGED ARM; W/ TORSION BAR SUSPENSION	Left Lower	MS20342	1
	2006-2002		FORGED ARM; W/ TORSION BAR SUSPENSION	Right Lower	MS20343	1
	2006-2002			Upper	MS20268	2
Chevrolet Avalanche 2500 						
FRONT						
Control Arm	2006-2002			Left Lower	MS50108	1
	2006-2002			Right Lower	MS50109	1
Control Arm and Ball Joint Assembly	2006-2002			Upper	MS20360	2
Chevrolet Aveo 						
FRONT						
Control Arm and Ball Joint Assembly	2010-2004			Left Lower	MS50126	1
	2010-2004			Right Lower	MS50127	1
Chevrolet Aveo5 						
FRONT						
Control Arm and Ball Joint Assembly	2010-2007			Left Lower	MS50126	1
	2010-2007			Right Lower	MS50127	1
Chevrolet Beretta 						
FRONT						
Control Arm and Ball Joint Assembly	1995		W/ SPORT SUSPENSION; Z26	Left Lower	MS50111	1
	1995		W/ SPORT SUSPENSION; Z26	Right Lower	MS50112	1
	1994-1987			Left Lower	MS20336	1
	1994-1987			Right Lower	MS20337	1


Part Type Tipo de Parte	Year Año	Engine Motor	Description Descripción	Location Localización	Part No. No. de Parte	Quantity Cantidad
Chevrolet Blazer 						
FRONT						
Control Arm and Ball Joint Assembly	2005-2003	V6 4.3L	2WD; 2 dr	Left Upper	MS20354	1
	2005-2003	V6 4.3L	2WD; 2 dr	Right Upper	MS20355	1
	2005-1997	V6 4.3L	4WD	Left Upper	MS20354	1
	2005-1997	V6 4.3L	4WD	Right Upper	MS20355	1
	2005-1997		2WD	Left Lower	MS50100	1
	2005-1997		2WD	Right Lower	MS50101	1
	2005-1997		2WD	Left Upper	MS50102	1
	2005-1997		2WD	Right Upper	MS50103	1
	2005-1997			Left Upper	MS50102	1
	2005-1997			Right Upper	MS50103	1
	1998-1995		4WD	Left Lower	MS20358	1
	1998-1995		4WD	Right Lower	MS20359	1
	1994-1992			Right Lower	MS9706	1
	1994-1992			Left Lower	MS9707	1
Chevrolet C1500 						
FRONT						
Control Arm and Ball Joint Assembly	1999-1997			Left Upper	MS20344	1
	1999-1997			Right Upper	MS20345	1
	1999-1988			Right Lower	MS9706	1
	1999-1988			Left Lower	MS9707	1
Chevrolet C1500 Suburban 						
FRONT						
Control Arm and Ball Joint Assembly	1999-1997	V8 5.7L		Left Upper	MS20344	1
	1999-1997	V8 5.7L		Right Upper	MS20345	1
	1999-1997	V8 6.5L		Left Upper	MS20346	1
	1999-1997	V8 6.5L		Right Upper	MS20347	1
	1999-1992			Right Lower	MS9706	1
	1999-1992			Left Lower	MS9707	1
Chevrolet C20 						
FRONT						
Control Arm and Ball Joint Assembly	1986-1975			Right Upper	MS9700	1
	1986-1975			Left Upper	MS9701	1
	1986-1975			Right Lower	MS9702	1
	1986-1975			Left Lower	MS9703	1
Chevrolet C20 Pickup 						
FRONT						
Control Arm and Ball Joint Assembly	1974-1971			Right Upper	MS9700	1
	1974-1971			Left Upper	MS9701	1
	1974-1971			Right Lower	MS9702	1
	1974-1971			Left Lower	MS9703	1
Chevrolet C2500 						
FRONT						
Control Arm and Ball Joint Assembly	2000-1997		W/ 8600LB GVW	Left Upper	MS20346	1
	2000-1997		W/ 8600LB GVW	Right Upper	MS20347	1





Part Type Tipo de Parte	Year Año	Engine Motor	Description Descripcion	Location Localización	Part No. No. de Parte	Quantity Cantidad
Chevrolet C2500 (cont'd) 						
FRONT (cont'd)						
Control Arm and Ball Joint Assembly (cont'd)	2000-1997		EXC. 8600LB GVW	Left Upper	MS20344	1
	2000-1997		EXC. 8600LB GVW	Right Upper	MS20345	1
	2000-1988			Right Lower	MS9706	1
	2000-1988			Left Lower	MS9707	1
Chevrolet C2500 Suburban 						
FRONT						
Control Arm and Ball Joint Assembly	2000-1992			Right Lower	MS9706	1
	2000-1992			Left Lower	MS9707	1
	1999-1997			Left Upper	MS20346	1
	1999-1997			Right Upper	MS20347	1
Chevrolet C30 						
FRONT						
Control Arm and Ball Joint Assembly	1986-1971			Right Upper	MS9700	1
	1986-1971			Left Upper	MS9701	1
	1986-1971			Right Lower	MS9702	1
	1986-1971			Left Lower	MS9703	1
Chevrolet C30 Pickup 						
FRONT						
Control Arm and Ball Joint Assembly	1986-1971			Right Upper	MS9700	1
	1986-1971			Left Upper	MS9701	1
	1986-1971			Right Lower	MS9702	1
	1986-1971			Left Lower	MS9703	1
Chevrolet C3500 						
FRONT						
Control Arm and Ball Joint Assembly	2002-1997		EXC. MONO BEAM SUSPENSION	Left Upper	MS20346	1
	2002-1997		EXC. MONO BEAM SUSPENSION	Right Upper	MS20347	1
	2000-1988		EXC. MONO BEAM SUSPENSION	Right Lower	MS9706	1
	2000-1988		EXC. MONO BEAM SUSPENSION	Left Lower	MS9707	1
Chevrolet Camaro 						
FRONT						
Control Arm and Ball Joint Assembly	1981-1980			Left Lower	MS20334	1
	1981-1980			Right Lower	MS20335	1
Chevrolet Caprice 						
FRONT						
Control Arm and Ball Joint Assembly	1996-1977			Right Upper	MS9704	1
	1996-1977			Left Upper	MS9705	1
	1996-1977			Left Lower	MS20334	1
	1996-1977			Right Lower	MS20335	1
Chevrolet Cavalier 						
FRONT						
Control Arm and Ball Joint Assembly	2005-1995		W/ SPORT SUSPENSION	Left Lower	MS50171	1
	2005-1995		W/ SPORT SUSPENSION	Right Lower	MS50172	1
	2005-1995		EXC. HD SUSP	Right Lower	MS20271	1
	2005-1995		EXC. HD SUSP	Left Lower	MS20272	1


Part Type Tipo de Parte	Year Año	Engine Motor	Description Descripción	Location Localización	Part No. No. de Parte	Quantity Cantidad
Chevrolet Cavalier (cont'd) 						
FRONT (cont'd)						
Control Arm and Ball Joint Assembly (cont'd)	1994-1982			Left Lower	MS20336	1
	1994-1982			Right Lower	MS20337	1
Chevrolet Classic 						
FRONT						
Control Arm and Ball Joint Assembly	2005-2004		W/ STAMPED STEEL CONTROL ARM	Right Lower	MK80428	1
	2005-2004		W/ STAMPED STEEL CONTROL ARM	Left Lower	MK80446	1
REAR						
Lateral Link	2005-2004			Front	MS50167	2
	2005-2004			Rear	MS50168	2
Chevrolet Cobalt 						
FRONT						
Control Arm and Ball Joint Assembly	2011-2006		W/ FE3 SUSPENSION	Left Lower	MS50173	1
	2011-2006		W/ FE3 SUSPENSION	Right Lower	MS50174	1
	2011-2005		W/ FE1 SUSPENSION	Left Lower	MS50117	1
	2011-2005		W/ FE1 SUSPENSION	Right Lower	MS50118	1
Chevrolet Colorado 						
FRONT						
Control Arm and Ball Joint Assembly	2007-2004		W/ TORSION BAR SUSPENSION	Left Upper	MS50136	1
	2007-2004		W/ TORSION BAR SUSPENSION	Right Upper	MS50137	1
	2007-2004		W/ TORSION BAR SUSPENSION	Left Lower	MS50138	1
	2007-2004		W/ TORSION BAR SUSPENSION	Right Lower	MS50139	1
	2007-2004		W/ COIL SPRING SUSPENSION	Left Upper	MS50140	1
	2007-2004		W/ COIL SPRING SUSPENSION	Right Upper	MS50141	1
	2007-2004		W/ COIL SPRING SUSPENSION	Left Lower	MS50142	1
	2007-2004		W/ COIL SPRING SUSPENSION	Right Lower	MS50143	1
Chevrolet Corsica 						
FRONT						
Control Arm and Ball Joint Assembly	1996-1994			Left Lower	MS50111	1
	1996-1994			Right Lower	MS50112	1
	1993-1988			Left Lower	MS20336	1
	1993-1988			Right Lower	MS20337	1
Chevrolet Equinox 						
FRONT						
Control Arm and Ball Joint Assembly	2009-2005			Left Lower	MS50163	1
	2009-2005			Right Lower	MS50164	1
REAR						
Control Arm	2009-2007			Left Lower	MS50159	1
	2009-2007			Right Lower	MS50160	1
	2006-2005			Left Lower Rear	MS50161	1
	2006-2005			Right Lower Rear	MS50162	1
Chevrolet Express 1500 						
FRONT						
Control Arm and Ball Joint Assembly	2008-2003		4WD; FORGED ARM; W/ TORSION BAR SUSPENSION	Left Lower	MS20342	1
	2008-2003		4WD; FORGED ARM; W/ TORSION BAR SUSPENSION	Right Lower	MS20343	1





Part Type Tipo de Parte	Year Año	Engine Motor	Description Descripcion	Location Localización	Part No. No. de Parte	Quantity Cantidad
Chevrolet Express 1500 (cont'd) 						
FRONT (cont'd)						
Control Arm and Ball Joint Assembly (cont'd)	2008-2003			Upper	MS20268	2
	2002-1996			Right Lower	MS9706	1
	2002-1996			Left Lower	MS9707	1
	2002-1996			Left Upper	MS20344	1
	2002-1996			Right Upper	MS20345	1
Chevrolet Express 2500 						
FRONT						
Control Arm and Ball Joint Assembly	2009-2003		2WD; EXC. 7300LB GVW	Left Upper	MS50188	1
	2009-2003		2WD; EXC. 7300LB GVW	Right Upper	MS50189	1
	2008-2003		4WD; FORGED ARM; W/ TORSION BAR SUSPENSION	Left Lower	MS20342	1
	2008-2003		4WD; FORGED ARM; W/ TORSION BAR SUSPENSION	Right Lower	MS20343	1
	2008-2003			Upper	MS20268	2
	2002-1999		W/ 7300LB GVW	Left Upper	MS20344	1
	2002-1999		W/ 7300LB GVW	Right Upper	MS20345	1
	2002-1997		EXC. 7300LB GVW	Left Upper	MS20346	1
	2002-1997		EXC. 7300LB GVW	Right Upper	MS20347	1
	2002-1996			Right Lower	MS9706	1
	2002-1996			Left Lower	MS9707	1
	Chevrolet Express 3500 					
FRONT						
Control Arm and Ball Joint Assembly	2009-2003		2WD; EXC. 7300LB GVW	Left Upper	MS50188	1
	2009-2003		2WD; EXC. 7300LB GVW	Right Upper	MS50189	1
	2002-1997			Left Upper	MS20346	1
	2002-1997			Right Upper	MS20347	1
	2002-1996			Right Lower	MS9706	1
	2002-1996			Left Lower	MS9707	1
Chevrolet G20 						
FRONT						
Control Arm and Ball Joint Assembly	1995-1987		DIESEL	Right Upper	MS9700	1
	1995-1987		DIESEL	Left Upper	MS9701	1
Chevrolet G20 Van 						
FRONT						
Control Arm and Ball Joint Assembly	1972-1971		DISC BRAKE	Right Lower	MS9702	1
	1972-1971		DISC BRAKE	Left Lower	MS9703	1
	1972-1971			Right Upper	MS9700	1
	1972-1971			Left Upper	MS9701	1
Chevrolet G30 						
FRONT						
Control Arm and Ball Joint Assembly	1996		INSTALL ONLY IF 11TH DIGIT OF VIN IS 4, 7	Right Upper	MS9700	1
	1996		INSTALL ONLY IF 11TH DIGIT OF VIN IS 4, 7	Left Upper	MS9701	1
	1996		INSTALL ONLY IF 11TH DIGIT OF VIN IS 4, 7	Right Lower	MS9702	1
	1996		INSTALL ONLY IF 11TH DIGIT OF VIN IS 4, 7	Left Lower	MS9703	1
	1995-1975			Right Upper	MS9700	1
	1995-1975			Left Upper	MS9701	1






Part Type Tipo de Parte	Year Año	Engine Motor	Description Descripción	Location Localización	Part No. No. de Parte	Quantity Cantidad
Chevrolet G30 (cont'd) 						
FRONT (cont'd)						
Control Arm and Ball Joint Assembly (cont'd)	1995-1975			Right Lower	MS9702	1
	1995-1975			Left Lower	MS9703	1
Chevrolet G30 Van 						
FRONT						
Control Arm and Ball Joint Assembly	1974-1973			Right Lower	MS9702	1
	1974-1973			Left Lower	MS9703	1
	1974-1971			Right Upper	MS9700	1
	1974-1971			Left Upper	MS9701	1
	1972-1971		DISC BRAKE	Right Lower	MS9702	1
	1972-1971		DISC BRAKE	Left Lower	MS9703	1
Chevrolet HHR 						
FRONT						
Control Arm and Ball Joint Assembly	2008-2006		W/ FE3 SUSPENSION	Left Lower	MS50173	1
	2008-2006		W/ FE3 SUSPENSION	Right Lower	MS50174	1
	2007-2006		W/ FE1 SUSPENSION	Left Lower	MS50117	1
	2007-2006		W/ FE1 SUSPENSION	Right Lower	MS50118	1
Chevrolet Impala 						
FRONT						
Control Arm and Ball Joint Assembly	2010-2000			Right Lower	MS20328	1
	2010-2000			Left Lower	MS20329	1
	1996-1994			Right Upper	MS9704	1
	1996-1994			Left Upper	MS9705	1
	1996-1994			Left Lower	MS20334	1
	1996-1994			Right Lower	MS20335	1
	1985-1977			Right Upper	MS9704	1
	1985-1977			Left Upper	MS9705	1
	1985-1977			Left Lower	MS20334	1
	1985-1977			Right Lower	MS20335	1
REAR						
Track Bar	2009-2000				MK6402	2
Chevrolet K1500 						
FRONT						
Control Arm and Ball Joint Assembly	1999-1997		4WD; UNDER 7500LB GVW	Left Upper	MS50120	1
	1999-1997		4WD; UNDER 7500LB GVW	Right Upper	MS50121	1
Chevrolet K1500 Suburban 						
FRONT						
Control Arm and Ball Joint Assembly	1999-1997		4WD; OVER 7500LB GVW	Left Upper	MS20350	1
	1999-1997		4WD; OVER 7500LB GVW	Right Upper	MS20351	1
	1999-1997		4WD; UNDER 7500LB GVW	Left Upper	MS50120	1
	1999-1997		4WD; UNDER 7500LB GVW	Right Upper	MS50121	1
Chevrolet K2500 						
FRONT						
Control Arm and Ball Joint Assembly	2000-1997		4WD; OVER 7500LB GVW	Left Upper	MS20350	1
	2000-1997		4WD; OVER 7500LB GVW	Right Upper	MS20351	1

Part Type Tipo de Parte	Year Año	Engine Motor	Description Descripcion	Location Localización	Part No. No. de Parte	Quantity Cantidad
Chevrolet K2500 Suburban 						
FRONT						
Control Arm and Ball Joint Assembly	1997		4WD; OVER 7500LB GVW	Left Upper	MS20350	1
	1997		4WD; OVER 7500LB GVW	Right Upper	MS20351	1
Chevrolet K3500 						
FRONT						
Control Arm and Ball Joint Assembly	2000-1997		4WD; OVER 7500LB GVW	Left Upper	MS20350	1
	2000-1997		4WD; OVER 7500LB GVW	Right Upper	MS20351	1
Chevrolet Lumina 						
FRONT						
Control Arm	2001-1997			Left Lower	MS20332	1
	2001-1997			Right Lower	MS20333	1
REAR						
Track Bar	2001-1990				MK6402	2
Chevrolet Malibu 						
FRONT						
Control Arm and Ball Joint Assembly	2011-2004		ALUMINUM TYPE CONTROL ARM	Left Lower	MS50122	1
	2011-2004		ALUMINUM TYPE CONTROL ARM	Right Lower	MS50123	1
	2003-1997		W/ STAMPED STEEL CONTROL ARM	Right Lower	MK80428	1
	2003-1997		W/ STAMPED STEEL CONTROL ARM	Left Lower	MK80446	1
REAR						
Control Arm	2011-2004			Upper	MS50185	2
Lateral Link	2011-2004		TOE CONTROL LINK	Upper	MS50187	2
	2005-1997			Front	MS50167	2
	2005-1997			Rear	MS50168	2
Chevrolet Metro 						
FRONT						
Control Arm and Ball Joint Assembly	2001-1998			Right Lower	MS20107	1
	2001-1998			Left Lower	MS20108	1
Chevrolet Monte Carlo 						
FRONT						
Control Arm	1999-1997			Left Lower	MS20332	1
	1999-1997			Right Lower	MS20333	1
Control Arm and Ball Joint Assembly	2010-2006			Right Lower	MS20328	1
	2010-2006			Left Lower	MS20329	1
REAR						
Track Bar	2007-1995				MK6402	2
Chevrolet P20 						
FRONT						
Control Arm and Ball Joint Assembly	1989-1975			Right Upper	MS9700	1
	1989-1975			Left Upper	MS9701	1
	1989-1975			Right Lower	MS9702	1
	1989-1975			Left Lower	MS9703	1










Part Type Tipo de Parte	Year Año	Engine Motor	Description Descripción	Location Localización	Part No. No. de Parte	Quantity Cantidad
Chevrolet P20 Van 						
FRONT						
Control Arm and Ball Joint Assembly	1974-1971			Right Upper	MS9700	1
	1974-1971			Left Upper	MS9701	1
	1974-1971			Right Lower	MS9702	1
	1974-1971			Left Lower	MS9703	1
Chevrolet P30 						
FRONT						
Control Arm and Ball Joint Assembly	1997-1977		W/ FT DISC / RR DRUM	Right Upper	MS9700	1
	1997-1977		W/ FT DISC / RR DRUM	Left Upper	MS9701	1
	1997-1977		W/ FT DISC / RR DRUM	Right Lower	MS9702	1
	1997-1977		W/ FT DISC / RR DRUM	Left Lower	MS9703	1
	1976-1975		EXC STEP VAN; 11000 LB REAR AXLE; EXC. MOTOR HOME CHASSIS 14000 LB GVW	Right Upper	MS9700	1
	1976-1975		EXC STEP VAN; 11000 LB REAR AXLE; EXC. MOTOR HOME CHASSIS 14000 LB GVW	Left Upper	MS9701	1
	1976-1973		EXC STEP VAN; 11000 LB REAR AXLE; EXC. MOTOR HOME CHASSIS 14000 LB GVW	Right Lower	MS9702	1
	1976-1973		EXC STEP VAN; 11000 LB REAR AXLE; EXC. MOTOR HOME CHASSIS 14000 LB GVW	Left Lower	MS9703	1
Chevrolet P30 Van 						
FRONT						
Control Arm and Ball Joint Assembly	1976-1973		EXC STEP VAN; 11000 LB REAR AXLE; EXC. MOTOR HOME CHASSIS 14000 LB GVW	Right Upper	MS9700	1
	1976-1973		EXC STEP VAN; 11000 LB REAR AXLE; EXC. MOTOR HOME CHASSIS 14000 LB GVW	Left Upper	MS9701	1
	1976-1973		EXC STEP VAN; 11000 LB REAR AXLE; EXC. MOTOR HOME CHASSIS 14000 LB GVW	Right Lower	MS9702	1
	1976-1973		EXC STEP VAN; 11000 LB REAR AXLE; EXC. MOTOR HOME CHASSIS 14000 LB GVW	Left Lower	MS9703	1
	1972-1971			Right Upper	MS9700	1
	1972-1971			Left Upper	MS9701	1
	1972-1971			Right Lower	MS9702	1
	1972-1971			Left Lower	MS9703	1
Chevrolet R20 						
FRONT						
Control Arm and Ball Joint Assembly	1988-1987			Right Upper	MS9700	1
	1988-1987			Left Upper	MS9701	1
	1988-1987			Right Lower	MS9702	1
	1988-1987			Left Lower	MS9703	1
Chevrolet R20 Suburban 						
FRONT						
Control Arm and Ball Joint Assembly	1988-1987			Right Upper	MS9700	1
	1988-1987			Left Upper	MS9701	1
	1988-1987			Right Lower	MS9702	1
	1988-1987			Left Lower	MS9703	1






Part Type Tipo de Parte	Year Año	Engine Motor	Description Descripcion	Location Localización	Part No. No. de Parte	Quantity Cantidad
Chevrolet R2500 						
FRONT						
Control Arm and Ball Joint Assembly	1990-1987			Right Upper	MS9700	1
	1990-1987			Left Upper	MS9701	1
	1990-1987			Right Lower	MS9702	1
	1990-1987			Left Lower	MS9703	1
Chevrolet R2500 Suburban 						
FRONT						
Control Arm and Ball Joint Assembly	1990-1987			Right Upper	MS9700	1
	1990-1987			Left Upper	MS9701	1
	1990-1987			Right Lower	MS9702	1
	1990-1987			Left Lower	MS9703	1
Chevrolet R30 						
FRONT						
Control Arm and Ball Joint Assembly	1988-1987			Right Upper	MS9700	1
	1988-1987			Left Upper	MS9701	1
	1988-1987			Right Lower	MS9702	1
	1988-1987			Left Lower	MS9703	1
Chevrolet R3500 						
FRONT						
Control Arm and Ball Joint Assembly	1991-1989			Right Upper	MS9700	1
	1991-1989			Left Upper	MS9701	1
	1991-1989			Right Lower	MS9702	1
	1991-1989			Left Lower	MS9703	1
Chevrolet S10 						
FRONT						
Control Arm and Ball Joint Assembly	2004-1997	V6 4.3L	4WD	Left Upper	MS20354	1
	2004-1997	V6 4.3L	4WD	Right Upper	MS20355	1
	2004-1997		2WD	Left Lower	MS50100	1
	2004-1997		2WD	Right Lower	MS50101	1
	2004-1997	L4 2.2L	2WD	Left Upper	MS50102	1
	2004-1997	L4 2.2L	2WD	Right Upper	MS50103	1
	2004-1995		4WD	Left Lower	MS20358	1
	2004-1995		4WD	Right Lower	MS20359	1
	2003-1997			Left Upper	MS50102	1
	2003-1997			Right Upper	MS50103	1
Chevrolet Silverado 1500 						
FRONT						
Control Arm and Ball Joint Assembly	2009-2007		NEW STYLE	Left Lower	MS50152	1
	2009-2007		NEW STYLE	Right Lower	MS50153	1
	2009-2007		COIL SPRING SUSPENSION; New Style	Left Upper	MK80669	1
	2009-2007		COIL SPRING SUSPENSION; New Style	Right Upper	MK80670	1
	2007	V8 6.0L	FORGED ARM; W/ TORSION BAR SUSPENSION; Classic SS	Left Lower	MS20342	1
	2007	V8 6.0L	FORGED ARM; W/ TORSION BAR SUSPENSION; Classic SS	Right Lower	MS20343	1
	2007		Classic; Old Style	Upper	MS20268	2







Part Type Tipo de Parte	Year Año	Engine Motor	Description Descripción	Location Localización	Part No. No. de Parte	Quantity Cantidad
Chevrolet Silverado 1500 (cont'd) 						
FRONT (cont'd)						
Control Arm and Ball Joint Assembly (cont'd)	2007		4WD; FORGED ARM; W/ TORSION BAR SUSPENSION; Classic	Left Lower	MS20342	1
	2007		4WD; FORGED ARM; W/ TORSION BAR SUSPENSION; Classic	Right Lower	MS20343	1
	2007	V8 4.8L	2WD; W/ COIL SPRING SUSPENSION; Classic; OLD STYLE	Left Lower	MS20348	1
	2007	V8 4.8L	2WD; W/ COIL SPRING SUSPENSION; Classic; OLD STYLE	Right Lower	MS20349	1
	2007-2001		Crew Cab Pickup; Old Style	Upper	MS20360	2
	2006-2003	V8 6.0L	FORGED ARM; W/ TORSION BAR SUSPENSION; SS	Left Lower	MS20342	1
	2006-2003	V8 6.0L	FORGED ARM; W/ TORSION BAR SUSPENSION; SS	Right Lower	MS20343	1
	2006-1999	V8 4.8L	4WD; FORGED ARM; W/ TORSION BAR SUSPENSION	Left Lower	MS20342	1
	2006-1999	V8 4.8L	4WD; FORGED ARM; W/ TORSION BAR SUSPENSION	Right Lower	MS20343	1
	2006-1999	V8 4.8L	2WD; W/ COIL SPRING SUSPENSION	Left Lower	MS20348	1
	2006-1999	V8 4.8L	2WD; W/ COIL SPRING SUSPENSION	Right Lower	MS20349	1
	2006-1999			Upper	MS20268	2
Chevrolet Silverado 1500 HD 						
FRONT						
Control Arm	2009-2001			Right Lower	MS50109	1
	2007-2001			Left Lower	MS50108	1
Control Arm and Ball Joint Assembly	2009-2001			Upper	MS20360	2
Chevrolet Silverado 2500 						
FRONT						
Control Arm	2009-2001			Left Lower	MS50108	1
	2009-2001			Right Lower	MS50109	1
Control Arm and Ball Joint Assembly	2009-2001			Upper	MS20360	2
	2000		2WD	Left Upper	MS50188	1
	2000		2WD	Right Upper	MS50189	1
Chevrolet Silverado 2500 HD 						
FRONT						
Control Arm	2009-2001			Left Lower	MS50108	1
	2009-2001			Right Lower	MS50109	1
Control Arm and Ball Joint Assembly	2009-2001			Upper	MS20360	2
	2008-2007		COIL SPRING SUSPENSION	Left Upper	MK80669	1
	2008-2007		COIL SPRING SUSPENSION	Right Upper	MK80670	1
Chevrolet Silverado 3500 						
FRONT						
Control Arm	2007-2001			Left Lower	MS50108	1
	2007-2001			Right Lower	MS50109	1
Control Arm and Ball Joint Assembly	2007-2001			Upper	MS20360	2
Chevrolet Silverado 3500 HD 						
FRONT						
Control Arm	2009-2007			Left Lower	MS50108	1
	2009-2007			Right Lower	MS50109	1


Part Type Tipo de Parte	Year Año	Engine Motor	Description Descripcion	Location Localización	Part No. No. de Parte	Quantity Cantidad
Chevrolet Silverado 3500 HD (cont'd) 						
FRONT (cont'd)						
Control Arm and Ball Joint Assembly	2009-2007			Upper	MS20360	2
Chevrolet Sprint 						
FRONT						
Control Arm and Ball Joint Assembly	1991-1989			Right Lower	MS5301	1
	1991-1989			Left Lower	MS5302	1
	1988-1985			Lower	MK9445	2
Chevrolet SSR 						
FRONT						
Control Arm	2006-2003			Left Upper	MS50104	1
	2006-2003			Right Upper	MS50105	1
Chevrolet Suburban 1500 						
FRONT						
Control Arm and Ball Joint Assembly	2009-2007		COIL SPRING SUSPENSION; New Style	Left Upper	MK80669	1
	2009-2007		COIL SPRING SUSPENSION; New Style	Right Upper	MK80670	1
	2006-2000		FORGED ARM; W/ TORSION BAR SUSPENSION	Left Lower	MS20342	1
	2006-2000		FORGED ARM; W/ TORSION BAR SUSPENSION	Right Lower	MS20343	1
	2006-2000			Upper	MS20268	2
Chevrolet Suburban 2500 						
FRONT						
Control Arm	2009-2000			Left Lower	MS50108	1
	2009-2000			Right Lower	MS50109	1
Control Arm and Ball Joint Assembly	2009-2001			Upper	MS20360	2
	2000		4WD	Upper	MS20360	2
	2000		2WD	Left Upper	MS50188	1
	2000		2WD	Right Upper	MS50189	1
Chevrolet Tahoe 						
FRONT						
Control Arm and Ball Joint Assembly	2009-2007		COIL SPRING SUSPENSION	Left Upper	MK80669	1
	2009-2007		COIL SPRING SUSPENSION	Right Upper	MK80670	1
	2006-2000	V8 4.8L	FORGED ARM; W/ TORSION BAR SUSPENSION	Left Lower	MS20342	1
	2006-2000	V8 4.8L	FORGED ARM; W/ TORSION BAR SUSPENSION	Right Lower	MS20343	1
	2006-2000			Upper	MS20268	2
	2000-1997	V8 5.7L	2WD	Left Upper	MS20344	1
	2000-1997	V8 5.7L	2WD	Right Upper	MS20345	1
	2000-1997		4WD; UNDER 7500LB GVW	Left Upper	MS50120	1
	2000-1997		4WD; UNDER 7500LB GVW	Right Upper	MS50121	1
	2000-1995		2WD	Right Lower	MS9706	1
	2000-1995		2WD	Left Lower	MS9707	1
Chevrolet Tracker 						
FRONT						
Control Arm and Ball Joint Assembly	2004-1999			Left Lower	MS80105	1
	2004-1999			Right Lower	MS80106	1







Part Type Tipo de Parte	Year Año	Engine Motor	Description Descripción	Location Localización	Part No. No. de Parte	Quantity Cantidad
Chevrolet Trailblazer 						
FRONT						
Control Arm	2009-2002			Left Upper	MS50104	1
	2009-2002			Right Upper	MS50105	1
Control Arm and Ball Joint Assembly	2005-2004		2WD	Left Lower	MS50156	1
	2005-2004		2WD	Right Lower	MS50157	1
	2003-2002			Left Lower	MS50154	1
	2003-2002			Right Lower	MS50155	1
Chevrolet Uplander 						
REAR						
Control Arm	2006-2005		4WD; W/ INDEPENDENT SUSPENSION	Left Upper	MK80352	1
	2006-2005		4WD; W/ INDEPENDENT SUSPENSION	Right Upper	MK80353	1
Control Arm and Ball Joint Assembly	2006-2005		4WD; W/ INDEPENDENT SUSPENSION	Right Lower	MK80350	1
	2006-2005		4WD; W/ INDEPENDENT SUSPENSION	Left Lower	MK80351	1
Chevrolet Venture 						
FRONT						
Control Arm and Ball Joint Assembly	2005-1997			Right Lower	MS20328	1
	2005-1997			Left Lower	MS20329	1
REAR						
Control Arm	2005-1999		4WD	Left Upper	MK80352	1
	2005-1999		4WD	Right Upper	MK80353	1
Control Arm and Ball Joint Assembly	2005-2002		4WD	Right Lower	MK80350	1
	2005-2002		4WD	Left Lower	MK80351	1
Chrysler 300 						
FRONT						
Control Arm	2010-2005	V6 3.5L	2WD	Lower Rear	MS25119	2
Control Arm and Ball Joint Assembly	2010-2005		2WD	Left Lower Front	MS25120	1
	2010-2005		2WD	Right Lower Front	MS25121	1
	2008-2005		2WD	Left Upper	MS25117	1
	2008-2005		2WD	Right Upper	MS25118	1
REAR						
Lateral Link	2010-2005		Compression Link	Lower Front	MS251016	2
	2010-2005		2WD; TOE CONTROL LINK	Left Front	MS251010	1
	2010-2005		2WD; TOE CONTROL LINK	Right Front	MS251011	1
	2010-2005		2WD; CAMBER CONTROL LINK	Left Rear	MS251014	1
	2010-2005		2WD; CAMBER CONTROL LINK	Right Rear	MS251015	1
	2010-2005			Left Front	MS251010	1
Chrysler 300M 						
FRONT						
Control Arm and Ball Joint Assembly	2004-1999			Left Lower	MK7211	1
	2004-1999			Right Lower	MK7213	1
REAR						
Lateral Link	2004-1999		ADJUSTABLE		MK7331	2


Part Type Tipo de Parte	Year Año	Engine Motor	Description Descripcion	Location Localización	Part No. No. de Parte	Quantity Cantidad
Chrysler Aspen 						
FRONT						
Control Arm and Ball Joint Assembly	2009-2007			Upper	MK7424	2
Chrysler Cirrus 						
FRONT						
Control Arm and Ball Joint Assembly	2000-1995			Left Lower	MK7425	1
	2000-1995			Right Lower	MK7427	1
	2000-1995			Left Upper	MS20363	1
	2000-1995			Right Upper	MS20364	1
REAR						
Lateral Link	2000-1997			Lower Front	MS25162	2
	2000-1997			Lower Rear	MS25163	2
Chrysler Concorde 						
FRONT						
Control Arm and Ball Joint Assembly	2004-1993			Left Lower	MK7211	1
	2004-1993			Right Lower	MK7213	1
REAR						
Lateral Link	2004-1998		ADJUSTABLE		MK7331	2
Chrysler Grand Voyager 						
FRONT						
Control Arm and Ball Joint Assembly	2000			Left Lower	MS20369	1
	2000			Right Lower	MS20370	1
Chrysler Imperial 						
REAR						
Track Bar	1993-1990				MK7163	1
Chrysler Intrepid 						
FRONT						
Control Arm and Ball Joint Assembly	2004-1993			Left Lower	MK7211	1
	2004-1993			Right Lower	MK7213	1
REAR						
Lateral Link	2004-1998		ADJUSTABLE		MK7331	2
Chrysler Laser 						
REAR						
Track Bar	1986-1984				MK7163	1
Chrysler LeBaron 						
REAR						
Track Bar	1995-1984				MK7163	1
Chrysler LHS 						
FRONT						
Control Arm and Ball Joint Assembly	2001-1999			Left Lower	MK7211	1
	2001-1999			Right Lower	MK7213	1
	1997-1994			Left Lower	MK7211	1
	1997-1994			Right Lower	MK7213	1
REAR						
Lateral Link	2001-1999		ADJUSTABLE		MK7331	2







Part Type Tipo de Parte	Year Año	Engine Motor	Description Descripción	Location Localización	Part No. No. de Parte	Quantity Cantidad
Chrysler New Yorker 						
FRONT						
Control Arm and Ball Joint Assembly	1996-1994			Left Lower	MK7211	1
	1996-1994			Right Lower	MK7213	1
REAR						
Track Bar	1995-1984				MK7163	1
Chrysler Pacifica 						
FRONT						
Control Arm and Ball Joint Assembly	2008-2004			Left Lower	MS25179	1
	2008-2004			Right Lower	MS25180	1
Chrysler PT Cruiser 						
FRONT						
Control Arm and Ball Joint Assembly	2008-2001			Left Lower	MS20365	1
	2008-2001			Right Lower	MS20366	1
REAR						
Lateral Link	2008-2001		TO WATTS LINK; W/ BALL JOINT	Lower	MS25132	2
	2008-2001		TO WATTS LINK; W/ BALL JOINT	Upper	MS25133	2
Chrysler Sebring 						
FRONT						
Control Arm	2010-2007			Left Lower	MS25172	1
	2010-2007			Right Lower	MS25173	1
Control Arm and Ball Joint Assembly	2006-1996		CONVERTIBLE; SEDAN	Left Lower	MK7425	1
	2006-1996		CONVERTIBLE; SEDAN	Right Lower	MK7427	1
	2005-2002			Left Lower	MS80111	1
	2005-2002			Right Lower	MS80112	1
	2003-2002		CONVERTIBLE; SEDAN	Left Upper	MS20363	1
	2003-2002		CONVERTIBLE; SEDAN	Right Upper	MS20364	1
	2001	L4 2.4L		Left Lower	MS80109	1
	2001	L4 2.4L		Right Lower	MS80110	1
	2000-1995		STRAIGHT TYPE ARM; Coupe	Right Lower	MK90265	1
	2000-1995		STRAIGHT TYPE ARM; Coupe	Left Lower	MK90266	1
	2000-1995		Coupe	Left Upper	MS80136	1
	2000-1995		Coupe	Right Upper	MS80137	1
	2000-1995		ARC TYPE ARM; Coupe	Right Lower	MS9878	1
	2000-1995		ARC TYPE ARM; Coupe	Left Lower	MS9879	1
REAR						
Control Arm	2010-2007			Upper	MS25174	2
Control Arm and Ball Joint Assembly	2003-2001		To 12/03/03	Left Upper	MS25164	1
	2003-2001		To 12/03/03	Right Upper	MS25165	1
Lateral Link	2010-2007				MS25175	2
	2005-2003		From 11/13/03	Lower Front	MS25160	2
	2003-2001			Lower Rear	MS25161	2
Chrysler Town & Country 						
FRONT						
Control Arm and Ball Joint Assembly	2010-2008			Left Lower	MS251001	1
	2010-2008			Right Lower	MS251002	1



Part Type Tipo de Parte	Year Año	Engine Motor	Description Descripcion	Location Localización	Part No. No. de Parte	Quantity Cantidad
Chrysler Town & Country (cont'd) 						
FRONT (cont'd)						
Control Arm and Ball Joint Assembly (cont'd)	2007-2005	V6 3.3L		Left Lower	MS25139	1
	2007-2005	V6 3.3L		Right Lower	MS25140	1
	2007-2004	V6 3.8L		Left Lower	MS20367	1
	2007-2004	V6 3.8L		Right Lower	MS20368	1
	2003-2001			Left Lower	MS20367	1
	2003-2001			Right Lower	MS20368	1
	2000-1996			Left Lower	MS20369	1
	2000-1996			Right Lower	MS20370	1
	1995-1991			Left Lower	MS25108	1
	1995-1991			Right Lower	MS25109	1
REAR						
Track Bar	2007-1996		2WD		MDS1423	1
Chrysler Voyager 						
FRONT						
Control Arm and Ball Joint Assembly	2003-2002			Left Lower	MS20367	1
	2003-2002			Right Lower	MS20368	1
	2001	V6 3.3L		Left Lower	MS20367	1
	2001	V6 3.3L		Right Lower	MS20368	1
	2000			Left Lower	MS20369	1
	2000			Right Lower	MS20370	1
Daewoo Lanos 						
FRONT						
Control Arm and Ball Joint Assembly	2002-1999			Left Lower	MS90150	1
	2002-1999			Right Lower	MS90151	1
Daewoo Nubira 						
FRONT						
Control Arm and Ball Joint Assembly	2002-2000			Left Lower	MS90114	1
	2002-2000			Right Lower	MS90115	1
Dodge Aries 						
REAR						
Track Bar	1989-1984				MK7163	1
Dodge Avenger 						
FRONT						
Control Arm	2009-2008			Left Lower	MS25172	1
	2009-2008			Right Lower	MS25173	1
Control Arm and Ball Joint Assembly	2000-1995		STRAIGHT TYPE ARM	Right Lower	MK90265	1
	2000-1995		STRAIGHT TYPE ARM	Left Lower	MK90266	1
	2000-1995		ARC TYPE ARM	Right Lower	MS9878	1
	2000-1995		ARC TYPE ARM	Left Lower	MS9879	1
REAR						
Control Arm	2009-2007			Upper	MS25174	2
Lateral Link	2009-2007				MS25175	2

Part Type Tipo de Parte	Year Año	Engine Motor	Description Descripción	Location Localización	Part No. No. de Parte	Quantity Cantidad
Dodge B100 						
FRONT						
Control Arm and Ball Joint Assembly	1980-1979		W/ 4000LB AXLE	Left Lower	MS25137	1
	1980-1979		W/ 4000LB AXLE	Right Lower	MS25138	1
	1980-1979		W/ 3300LB AXLE; W/ 3500LB AXLE	Left Lower	MS25104	1
	1980-1979		W/ 3300LB AXLE; W/ 3500LB AXLE	Right Lower	MS25105	1
Dodge B150 						
FRONT						
Control Arm and Ball Joint Assembly	1994-1984		W/ 3300LB AXLE; W/ 3600LB AXLE	Left Upper	MS20380	1
	1994-1982		W/ 3300LB AXLE; W/ 3600LB AXLE	Right Upper	MS20381	1
	1994-1981		W/ 4000LB AXLE	Left Lower	MS25137	1
	1994-1981		W/ 4000LB AXLE	Right Lower	MS25138	1
	1994-1981		W/ 3300LB AXLE; W/ 3500LB AXLE	Left Lower	MS25104	1
	1994-1981		W/ 3300LB AXLE; W/ 3500LB AXLE	Right Lower	MS25105	1
Dodge B1500 						
FRONT						
Control Arm and Ball Joint Assembly	1998-1995		W/ 4000LB AXLE	Left Lower	MS25137	1
	1998-1995		W/ 4000LB AXLE	Right Lower	MS25138	1
	1998-1995		W/ 3300LB AXLE; W/ 3500LB AXLE	Left Lower	MS25104	1
	1998-1995		W/ 3300LB AXLE; W/ 3500LB AXLE	Right Lower	MS25105	1
	1998-1995		2WD; W/ 3300LB AXLE; W/ 3600LB AXLE	Left Upper	MS20380	1
	1998-1995		2WD; W/ 3300LB AXLE; W/ 3600LB AXLE	Right Upper	MS20381	1
Dodge B200 						
FRONT						
Control Arm and Ball Joint Assembly	1980-1979		W/ 4000LB AXLE	Left Lower	MS25137	1
	1980-1979		W/ 4000LB AXLE	Right Lower	MS25138	1
	1980-1979		W/ 3300LB AXLE; W/ 3500LB AXLE	Left Lower	MS25104	1
	1980-1979		W/ 3300LB AXLE; W/ 3500LB AXLE	Right Lower	MS25105	1
Dodge B250 						
FRONT						
Control Arm and Ball Joint Assembly	1994-1984		2WD; W/ 3300LB AXLE; W/ 3600LB AXLE	Right Upper	MS20381	1
	1994-1982		2WD; W/ 3300LB AXLE; W/ 3600LB AXLE	Left Upper	MS20380	1
	1994-1981		W/ 4000LB AXLE	Left Lower	MS25137	1
	1994-1981		W/ 4000LB AXLE	Right Lower	MS25138	1
	1994-1981		W/ 3300LB AXLE; W/ 3500LB AXLE	Left Lower	MS25104	1
	1994-1981		W/ 3300LB AXLE; W/ 3500LB AXLE	Right Lower	MS25105	1
Dodge B2500 						
FRONT						
Control Arm and Ball Joint Assembly	1998-1995		W/ 4000LB AXLE	Left Lower	MS25137	1
	1998-1995		W/ 4000LB AXLE	Right Lower	MS25138	1
	1998-1995		W/ 3300LB AXLE; W/ 3500LB AXLE	Left Lower	MS25104	1
	1998-1995		W/ 3300LB AXLE; W/ 3500LB AXLE	Right Lower	MS25105	1
Dodge B300 						
FRONT						
Control Arm and Ball Joint Assembly	1980-1979		W/ 4000LB AXLE	Left Lower	MS25137	1
	1980-1979		W/ 4000LB AXLE	Right Lower	MS25138	1






Part Type Tipo de Parte	Year Año	Engine Motor	Description Descripcion	Location Localización	Part No. No. de Parte	Quantity Cantidad
Dodge B300 (cont'd) 						
FRONT (cont'd)						
Control Arm and Ball Joint Assembly (cont'd)	1980-1979		W/ 3300LB AXLE; W/ 3500LB AXLE	Left Lower	MS25104	1
	1980-1979		W/ 3300LB AXLE; W/ 3500LB AXLE	Right Lower	MS25105	1
Dodge B350 						
FRONT						
Control Arm and Ball Joint Assembly	1994-1981		W/ 4000LB AXLE	Left Lower	MS25137	1
	1994-1981		W/ 4000LB AXLE	Right Lower	MS25138	1
	1994-1981		W/ 3300LB AXLE; W/ 3500LB AXLE	Left Lower	MS25104	1
	1994-1981		W/ 3300LB AXLE; W/ 3500LB AXLE	Right Lower	MS25105	1
	1994-1981		2WD; W/ 3300LB AXLE; W/ 3600LB AXLE	Left Upper	MS20380	1
	1994-1981		2WD; W/ 3300LB AXLE; W/ 3600LB AXLE	Right Upper	MS20381	1
Dodge B3500 						
FRONT						
Control Arm and Ball Joint Assembly	1998-1995		W/ 4000LB AXLE	Left Lower	MS25137	1
	1998-1995		W/ 4000LB AXLE	Right Lower	MS25138	1
	1998-1995		W/ 3300LB AXLE; W/ 3500LB AXLE	Left Lower	MS25104	1
	1998-1995		W/ 3300LB AXLE; W/ 3500LB AXLE	Right Lower	MS25105	1
Dodge Caliber 						
FRONT						
Control Arm and Ball Joint Assembly	2011-2007			Left Lower	MS25188	1
	2011-2007			Right Lower	MS25189	1
REAR						
Lateral Link	2011-2007		TOE CONTROL LINK		MS251006	2
Dodge Caravan 						
FRONT						
Control Arm and Ball Joint Assembly	2009-2008			Left Lower	MS251001	1
	2009-2008			Right Lower	MS251002	1
	2007-2006	L4 2.4L		Left Lower	MS25139	1
	2007-2006	L4 2.4L		Right Lower	MS25140	1
	2007-2005	V6 3.3L		Left Lower	MS25139	1
	2007-2005	V6 3.3L		Right Lower	MS25140	1
	2003-2002			Left Lower	MS20367	1
	2003-2002			Right Lower	MS20368	1
	2001	V6 3.3L		Left Lower	MS20367	1
	2001	V6 3.3L		Right Lower	MS20368	1
	2000-1996			Left Lower	MS20369	1
	2000-1996			Right Lower	MS20370	1
	1995-1991			Left Lower	MS25108	1
	1995-1991			Right Lower	MS25109	1
REAR						
Track Bar	2007-1996		2WD		MDS1423	1
Dodge Challenger 						
FRONT						
Control Arm	2010-2005	V6 2.7L	2WD	Lower Rear	MS25119	2







Part Type Tipo de Parte	Year Año	Engine Motor	Description Descripción	Location Localización	Part No. No. de Parte	Quantity Cantidad
Dodge Challenger (cont'd) 						
REAR						
Lateral Link	2011-2008			Left Rear	MS251014	1
	2011-2008			Right Rear	MS251015	1
Dodge Charger 						
FRONT						
Control Arm	2010-2005	V6 2.7L	2WD	Lower Rear	MS25119	2
Control Arm and Ball Joint Assembly	2011-2006		2WD	Left Upper	MS25117	1
	2011-2006		2WD	Right Upper	MS25118	1
	2011-2006		2WD	Left Lower Front	MS25120	1
	2011-2006		2WD	Right Lower Front	MS25121	1
REAR						
Lateral Link	2011-2006		Compression Link	Lower Front	MS251016	2
	2011-2006			Left Rear	MS251014	1
	2011-2006			Right Rear	MS251015	1
	2011-2005			Left Front	MS251010	1
	2011-2005			Right Front	MS251011	1
Dodge Colt 						
FRONT						
Control Arm and Ball Joint Assembly	1986-1985			Right Lower	MK9433	1
	1986-1985			Left Lower	MK9435	1
Dodge Dakota 						
FRONT						
Control Arm and Ball Joint Assembly	2007-2005			Upper	MS25141	2
	2007-2005			Left Lower	MS25142	1
	2007-2005			Right Lower	MS25143	1
	2004-2000		4WD	Left Lower	MS25110	1
	2004-2000		4WD	Right Lower	MS25111	1
	2004-2000		4WD	Left Upper	MS25112	1
	2004-2000		4WD	Right Upper	MS25113	1
	2002-1997		2WD	Left Lower	MS20372	1
	2002-1997		2WD	Right Lower	MS20373	1
	1999-1997		4WD	Left Lower	MS25100	1
	1999-1997		4WD	Right Lower	MS25101	1
	1999-1997		4WD	Left Upper	MS25102	1
	1999-1997		4WD	Right Upper	MS25103	1
Dodge Daytona 						
REAR						
Track Bar	1993-1984				MK7163	1
Dodge Durango 						
FRONT						
Control Arm and Ball Joint Assembly	2009-2005			Upper	MK7424	2
	2009-2004			Left Lower	MS25114	1
	2009-2004			Right Lower	MS25115	1
	2003-2000		4WD	Left Lower	MS25110	1
	2003-2000		4WD	Right Lower	MS25111	1





Part Type Tipo de Parte	Year Año	Engine Motor	Description Descripcion	Location Localización	Part No. No. de Parte	Quantity Cantidad
Dodge Durango (cont'd) 						
FRONT (cont'd)						
Control Arm and Ball Joint Assembly (cont'd)	2003-2000		4WD	Left Upper	MS25112	1
	2003-2000		4WD	Right Upper	MS25113	1
	2003-2000		2WD	Left Lower	MS20372	1
	2003-2000		2WD	Right Lower	MS20373	1
	1999-1998		4WD	Left Lower	MS25100	1
	1999-1998		4WD	Right Lower	MS25101	1
	1999-1998		4WD	Left Upper	MS25102	1
	1999-1998		4WD	Right Upper	MS25103	1
Dodge Dynasty 						
REAR						
Track Bar	1993-1988				MK7163	1
Dodge Grand Caravan 						
FRONT						
Control Arm and Ball Joint Assembly	2011-2008			Left Lower	MS251001	1
	2011-2008			Right Lower	MS251002	1
	2007-2005			Left Lower	MS25139	1
	2007-2005			Right Lower	MS25140	1
	2004-2001			Left Lower	MS20367	1
	2004-2001			Right Lower	MS20368	1
	2000-1996			Left Lower	MS20369	1
	2000-1996			Right Lower	MS20370	1
Dodge Intrepid 						
FRONT						
Control Arm and Ball Joint Assembly	2004-1993			Left Lower	MK7211	1
	2004-1993			Right Lower	MK7213	1
REAR						
Lateral Link	2004-1998		ADJUSTABLE		MK7331	2
Dodge Lancer 						
REAR						
Track Bar	1989-1985				MK7163	1
Dodge Magnum 						
FRONT						
Control Arm	2010-2005	V6 3.5L	2WD	Lower Rear	MS25119	2
	2010-2005	V6 2.7L	2WD	Lower Rear	MS25119	2
	2010-2005	V8 5.7L	2WD	Lower Rear	MS25119	2
Control Arm and Ball Joint Assembly	2010-2005		2WD	Left Upper	MS25117	1
	2010-2005		2WD	Right Upper	MS25118	1
	2010-2005		2WD	Left Lower Front	MS25120	1
	2010-2005		2WD	Right Lower Front	MS25121	1
REAR						
Lateral Link	2010-2005		Compression Link	Lower Front	MS251016	2
	2010-2005		2WD; TOE CONTROL LINK	Left Front	MS251010	1
	2010-2005		2WD; TOE CONTROL LINK	Right Front	MS251011	1
	2010-2005		2WD; CAMBER CONTROL LINK	Left Rear	MS251014	1

Part Type Tipo de Parte	Year Año	Engine Motor	Description Descripción	Location Localización	Part No. No. de Parte	Quantity Cantidad
Dodge Magnum (cont'd) 						
REAR (cont'd)						
Lateral Link (cont'd)	2010-2005		2WD; CAMBER CONTROL LINK	Right Rear	MS251015	1
	2010-2005			Left Front	MS251010	1
Dodge Neon 						
FRONT						
Control Arm and Ball Joint Assembly	2005-2003		SRT-4	Left Lower	MS20365	1
	2005-2003		SRT-4	Right Lower	MS20366	1
	2005-2000	L4 2.0L		Right Lower	MS20109	1
	2005-2000	L4 2.0L		Left Lower	MS20110	1
	1999-1995			Right Lower	MS9676	1
	1999-1995			Left Lower	MS9677	1
REAR						
Lateral Link	1999-1995			Front	MS25158	2
	1999-1995			Rear	MS25159	2
Dodge Ram 1500 Truck 						
FRONT						
Control Arm	2010-2006		4WD; W/ MEGA CAB	Lower	MS25191	2
	1999-1994		4WD; W/ DANA 44 AXLE	Lower	MS25131	2
Control Arm and Ball Joint Assembly	2009-2006		w/o Mega Cab	Left Upper	MS25147	1
	2009-2006		w/o Mega Cab	Right Upper	MS25148	1
	2009-2006	V6 3.7L	w/o Mega Cab	Left Lower	MS25149	1
	2009-2006	V6 3.7L	w/o Mega Cab	Right Lower	MS25150	1
	2005-2002		4WD	Left Lower	MS25198	1
	2005-2002		4WD	Right Lower	MS25199	1
	2005-2002			Upper	MK7424	2
	2001-2000		2WD	Left Lower	MS25144	1
	2001-2000		2WD	Right Lower	MS25145	1
	2001-2000		2WD	Upper	MS25146	2
	1999-1994		2WD	Upper	MS20375	2
Track Bar	2002-1994		FROM 02/07/94; 4WD		MDS1413	1
	1994		4WD; TO 02/07/94		MDS1256	2
Dodge Ram 1500 Van 						
FRONT						
Control Arm and Ball Joint Assembly	2003-1999		W/ 3300LB AXLE; W/ 3500LB AXLE	Left Lower	MS25104	1
	2003-1999		W/ 3300LB AXLE; W/ 3500LB AXLE	Right Lower	MS25105	1
Dodge Ram 2500 Truck 						
FRONT						
Control Arm	2010-2006		4WD	Lower	MS25191	2
	2002-2000		4WD	Lower	MS25127	2
	2002-2000		4WD	Upper	MS25128	2
	1999-1998		4WD; W/ SOLID AXLE	Upper	MS25129	2
	1999-1998		4WD; SOLID FRONT AXLE	Lower	MS25151	2
	1999-1997		2WD; GVW 11,000 Lbs; SOLID FRONT AXLE	Lower	MS25151	2








Part Type Tipo de Parte	Year Año	Engine Motor	Description Descripcion	Location Localización	Part No. No. de Parte	Quantity Cantidad
Dodge Ram 2500 Truck (cont'd) 						
FRONT (cont'd)						
Control Arm (cont'd)	1999-1994		4WD; W/ DANA 44 AXLE	Lower	MS25131	2
Control Arm and Ball Joint Assembly	2008			Upper	MS25168	2
	2006-2002		2WD	Upper	MK7462	2
	1999-1994		2WD; W/ INDEPENDENT SUSPENSION	Left Lower	MS20378	1
	1999-1994		2WD; W/ INDEPENDENT SUSPENSION	Right Lower	MS20379	1
	1999-1994		2WD	Upper	MS20375	2
Track Bar	2002-1994		FROM 02/07/94; 4WD		MDS1413	1
	1999-1998		STD DUTY SUSP; 4WD		MDS1413	1
	1994		4WD; TO 02/07/94		MDS1256	1
Dodge Ram 2500 Van 						
FRONT						
Control Arm and Ball Joint Assembly	2003-1999		W/ 3600LB AXLE	Left Upper	MS20380	1
	2003-1999		W/ 3300LB AXLE; W/ 3500LB AXLE	Left Lower	MS25104	1
	2003-1999		W/ 3300LB AXLE; W/ 3500LB AXLE	Right Lower	MS25105	1
	1994-1981		W/ 3600LB AXLE	Right Upper	MS20381	1
Dodge Ram 3500 Truck 						
FRONT						
Control Arm	2010-2006		4WD	Lower	MS25191	2
	2002-2000		4WD	Lower	MS25127	2
	2002-2000		4WD	Upper	MS25128	2
	2002-2000		2WD; GVW 11,000 LBS	Upper	MS25128	2
	1999-1998		4WD; W/ SOLID AXLE	Upper	MS25129	2
Control Arm and Ball Joint Assembly	2008			Upper	MS25168	2
	2006-2002		2WD	Upper	MK7462	2
	1999-1994		2WD; W/ INDEPENDENT SUSPENSION	Left Lower	MS20378	1
	1999-1994		2WD; W/ INDEPENDENT SUSPENSION	Right Lower	MS20379	1
	1999-1994		2WD	Upper	MS20375	2
Track Bar	2002-1999				MDS1413	1
	1998-1994		FROM 02/07/94; SOLID TUBE AXLE; 2WD		MDS1413	1
	1998-1994		FROM 02/07/94; 4WD		MDS1413	1
	1994		4WD; TO 02/07/94		MDS1256	1
	1994		2WD; W/ SOLID TUBE AXLE; TO 02/07/94		MDS1256	1
Dodge Ram 3500 Van 						
FRONT						
Control Arm and Ball Joint Assembly	2003-1999		W/ 3600LB AXLE	Left Upper	MS20380	1
	2003-1999		W/ 3600LB AXLE	Right Upper	MS20381	1
	2003-1999		W/ 3300LB AXLE; W/ 3500LB AXLE	Left Lower	MS25104	1
	2003-1999		W/ 3300LB AXLE; W/ 3500LB AXLE	Right Lower	MS25105	1
Dodge Shadow 						
REAR						
Track Bar	1994-1987				MK7163	1
Dodge Spirit 						
REAR						
Track Bar	1995-1989				MK7163	1









Part Type Tipo de Parte	Year Año	Engine Motor	Description Descripción	Location Localización	Part No. No. de Parte	Quantity Cantidad
Dodge Sprinter 2500 						
FRONT						
Control Arm and Ball Joint Assembly	2005-2003			Left Lower	MS25122	1
	2005-2003			Right Lower	MS25123	1
Dodge Sprinter 3500 						
FRONT						
Control Arm and Ball Joint Assembly	2006-2003			Left Lower	MS25122	1
	2006-2003			Right Lower	MS25123	1
Dodge Stratus 						
FRONT						
Control Arm and Ball Joint Assembly	2006-2001		Sedan	Left Lower	MK7425	1
	2006-2001		Sedan	Right Lower	MK7427	1
	2005-2002	V6 3.0L	R/T; Coupe	Right Lower	MS80112	1
	2005-2001	L4 2.4L		Left Lower	MS80111	1
	2005-2001	L4 2.4L		Right Lower	MS80112	1
	2003-2002			Left Upper	MS20363	1
	2003-2002			Right Upper	MS20364	1
	2001	L4 2.4L		Left Lower	MS80109	1
	2001	L4 2.4L		Right Lower	MS80110	1
	2000-1996			Left Upper	MS20363	1
	2000-1996			Right Upper	MS20364	1
	2000-1995			Left Lower	MK7425	1
	2000-1995			Right Lower	MK7427	1
REAR						
Control Arm and Ball Joint Assembly	2003-2001		To 12/03/03	Left Upper	MS25164	1
	2003-2001		To 12/03/03	Right Upper	MS25165	1
Lateral Link	2005-2003		From 11/13/03	Lower Front	MS25160	2
	2003-2001			Lower Rear	MS25161	2
	2000-1997			Lower Front	MS25162	2
	2000-1997			Lower Rear	MS25163	2
Dodge SX 2.0 						
FRONT						
Control Arm and Ball Joint Assembly	2002-2000			Right Lower	MS20109	1
	2002-2000			Left Lower	MS20110	1
Eagle Talon 						
FRONT						
Control Arm and Ball Joint Assembly	1998-1995		STRAIGHT TYPE ARM	Right Lower	MK90265	1
	1998-1995		STRAIGHT TYPE ARM	Left Lower	MK90266	1
	1998-1995		ARC TYPE ARM	Right Lower	MS9878	1
	1998-1995		ARC TYPE ARM	Left Lower	MS9879	1
	1994-1990	L4 1.8L		Right Lower	MS9880	1
	1994-1990	L4 1.8L		Left Lower	MS9881	1
	1992-1990			Left Lower	MS9844	1
	1992-1990			Right Lower	MS9845	1

Part Type Tipo de Parte	Year Año	Engine Motor	Description Descripcion	Location Localización	Part No. No. de Parte	Quantity Cantidad
Eagle Vision 						
FRONT						
Control Arm and Ball Joint Assembly	1997-1993			Left Lower	MK7211	1
	1997-1993			Right Lower	MK7213	1
Ford Contour 						
FRONT						
Control Arm and Ball Joint Assembly	2000-1998		From 12/09/97	Right Lower	MK80389	1
	2000-1998		From 12/09/97	Left Lower	MK80390	1
	1997-1995		To 12/08/97	Right Lower	MK80387	1
	1997-1995		To 12/08/97	Left Lower	MK80388	1
Ford Crown Victoria 						
FRONT						
Control Arm and Ball Joint Assembly	2010-2003		IMPROVED DESIGN	Right Lower	MK80395	1
	2010-2003		IMPROVED DESIGN	Left Lower	MK80396	1
	2010-2003			Right Upper	MK80038	1
	2010-2003			Left Upper	MK80040	1
	2002-1995			Right Lower	MK80393	1
	2002-1995			Left Lower	MK80394	1
	2002-1995			Right Upper	MK80708	1
	2002-1995			Left Upper	MK80709	1
REAR						
Track Bar	2010-2003		COMPLETE ASSEMBLY; W/ BELL CRANK		MS40109	2
Trailing Arm	2010-2003			Lower	MS40107	2
	2010-2003			Upper	MS40108	2
Ford Edge 						
FRONT						
Control Arm and Ball Joint Assembly	2011-2007			Left Lower	MS40130	1
	2011-2007			Right Lower	MS40131	1
Ford Escape 						
FRONT						
Control Arm and Ball Joint Assembly	2009-2004		From 12/22/03	Right Lower	MK80399	1
	2009-2004		From 12/22/03	Left Lower	MK80400	1
	2003-2001		To 12/21/03	Right Lower	MK80397	1
	2003-2001		To 12/21/03	Left Lower	MK80398	1
REAR						
Control Arm and Ball Joint Assembly	2008-2001		4 DEGREE CASTER/CAMBER ADJUSTMENT; STEEL ARM	Upper	MK80115	2
	2008-2001			Left Lower	MS40112	1
	2008-2001			Right Lower	MS40113	1
Ford Escort 						
FRONT						
Control Arm and Ball Joint Assembly	1996-1991	L4 1.9L		Left Lower	MS40100	1
	1996-1991	L4 1.9L		Right Lower	MS40101	1
	1990-1984			Right Lower	MK8421	1
	1990-1984			Left Lower	MK8423	1
	1983-1981			Right Lower	MK8311	1

Part Type Tipo de Parte	Year Año	Engine Motor	Description Descripción	Location Localización	Part No. No. de Parte	Quantity Cantidad
Ford Escort (cont'd) 						
FRONT (cont'd)						
Control Arm and Ball Joint	1983-1981			Left Lower	MK8313	1
Ford EXP 						
FRONT						
Control Arm and Ball Joint Assembly	1985-1984			Right Lower	MK8421	1
	1985-1984			Left Lower	MK8423	1
	1983-1982			Right Lower	MK8311	1
	1983-1982			Left Lower	MK8313	1
Ford Expedition 						
FRONT						
Control Arm and Ball Joint Assembly	2010-2008		From 12/1/08	Left Upper	MK80306	1
	2010-2008		From 12/1/08	Right Upper	MK80308	1
	2006-2005		2WD; STANDARD SUSPENSION	Left Upper	MS40110	1
	2006-2005		2WD; STANDARD SUSPENSION	Right Upper	MS40111	1
	2006-2003		4WD	Left Lower	MS40122	1
	2006-2003		4WD	Right Lower	MS40123	1
	2006-2003		2WD; FROM 12/1/03	Left Lower	MS40122	1
	2006-2003		2WD; FROM 12/1/03	Right Lower	MS40123	1
	2004-2003		W/ AUTO ADJ SUSPENSION; TO 11/30/03	Right Upper	MK80714	1
	2004-2003		W/ AUTO ADJ SUSPENSION; TO 11/30/03	Left Upper	MK80715	1
	2004-2003		STANDARD SUSPENSION	Right Upper	MK80712	1
	2004-2003		STANDARD SUSPENSION	Left Upper	MK80713	1
	2002-1997		4WD; Front Torsion Bar; To 10/12/2001	Left Lower	MS20398	1
	2002-1997		4WD; Front Torsion Bar; To 10/12/2001	Right Lower	MS20399	1
	2002-1997		4WD; BALL JOINT REPLACEABLE; IMPROVED AFTERMARKET DESIGN; EXC. AIR SPRINGS	Left Upper	MK8722T	1
	2002-1997		4WD; BALL JOINT REPLACEABLE; IMPROVED AFTERMARKET DESIGN; EXC. AIR SPRINGS	Right Upper	MK8724T	1
	2002-1997		2WD; BALL JOINT REPLACEABLE; IMPROVED AFTERMARKET DESIGN	Left Upper	MK8726T	1
	2002-1997		2WD; BALL JOINT REPLACEABLE; IMPROVED AFTERMARKET DESIGN	Right Upper	MK8728T	1
	2002-1997		2WD	Left Lower	MS20396	1
	2002-1997		2WD	Right Lower	MS20397	1
Ford Explorer 						
FRONT						
Control Arm and Ball Joint Assembly	2009-2005		From 07/19/2005	Right Upper	MK80722	1
	2009-2005		From 07/19/2005	Left Upper	MK80723	1
	2008-2005		From 07/19/2005	Right Lower	MK80720	1
	2008-2005		From 07/19/2005	Left Lower	MK80721	1
	2005-2002		To 07/18/05	Left Upper	MS40116	1
	2005-2002		To 07/18/05	Right Upper	MS40117	1
	2005-2002		To 07/18/05	Left Lower	MS40118	1
	2005-2002		To 07/18/05	Right Lower	MS40119	1
	2001-1995		W/ TORSION BAR SUSPENSION	Left Lower	MS20402	1
	2001-1995		W/ TORSION BAR SUSPENSION	Right Lower	MS20403	1


Part Type Tipo de Parte	Year Año	Engine Motor	Description Descripcion	Location Localización	Part No. No. de Parte	Quantity Cantidad
Ford Explorer (cont'd) 						
FRONT (cont'd)						
Control Arm and Ball Joint Assembly (cont'd)	2001-1995		2 PC DESIGN	Left Upper	MK8708T	1
	2001-1995		2 PC DESIGN	Right Upper	MK8710T	1
	2001-1995		1 PC DESIGN	Right Upper	MK80068	1
REAR						
Control Arm and Ball Joint Assembly	2005-2002			Left Upper	MS40126	1
	2005-2002			Right Upper	MS40127	1
Ford Explorer Sport Trac 						
FRONT						
Control Arm and Ball Joint Assembly	2009-2007			Right Upper	MK80722	1
	2009-2007			Left Upper	MK80723	1
	2008-2007		From 07/19/2005	Right Lower	MK80720	1
	2008-2007		From 07/19/2005	Left Lower	MK80721	1
	2005-2001		W/ TORSION BAR SUSPENSION	Left Lower	MS20402	1
	2005-2001		W/ TORSION BAR SUSPENSION	Right Lower	MS20403	1
	2005-2001		2 PC DESIGN	Left Upper	MK8708T	1
	2005-2001		2 PC DESIGN	Right Upper	MK8710T	1
	2004-2001		1 PC DESIGN	Right Upper	MK80068	1
Ford F-150 						
FRONT						
Control Arm and Ball Joint Assembly	2010-2004		NEW STYLE	Left Upper	MK80306	1
	2010-2004		NEW STYLE	Right Upper	MK80308	1
	2008-2004			Right Lower	MK80401	1
	2008-2004			Left Lower	MK80403	1
	2003-1997		4WD; Front Torsion Bar	Left Lower	MS20398	1
	2003-1997		4WD; Front Torsion Bar	Right Lower	MS20399	1
	2003-1997		4WD; BALL JOINT REPLACEABLE; IMPROVED AFTERMARKET DESIGN; OLD BODY TYPE	Left Upper	MK8722T	1
	2003-1997		4WD; BALL JOINT REPLACEABLE; IMPROVED AFTERMARKET DESIGN; OLD BODY TYPE	Right Upper	MK8724T	1
	2003-1997		2WD; BALL JOINT REPLACEABLE; IMPROVED AFTERMARKET DESIGN; OLD BODY TYPE	Left Upper	MK8726T	1
	2003-1997		2WD; BALL JOINT REPLACEABLE; IMPROVED AFTERMARKET DESIGN; OLD BODY TYPE	Right Upper	MK8728T	1
	2003-1997		2WD	Left Lower	MS20396	1
	2003-1997		2WD	Right Lower	MS20397	1
Ford F-150 Heritage 						
FRONT						
Control Arm and Ball Joint Assembly	2004		4WD; Front Torsion Bar	Left Lower	MS20398	1
	2004		4WD; Front Torsion Bar	Right Lower	MS20399	1
	2004		4WD; BALL JOINT REPLACEABLE; IMPROVED AFTERMARKET DESIGN; OLD BODY TYPE	Left Upper	MK8722T	1
	2004		4WD; BALL JOINT REPLACEABLE; IMPROVED AFTERMARKET DESIGN; OLD BODY TYPE	Right Upper	MK8724T	1
	2004		2WD; BALL JOINT REPLACEABLE; IMPROVED AFTERMARKET DESIGN; OLD BODY TYPE	Left Upper	MK8726T	1
	2004		2WD; BALL JOINT REPLACEABLE; IMPROVED AFTERMARKET DESIGN; OLD BODY TYPE	Right Upper	MK8728T	1

Part Type Tipo de Parte	Year Año	Engine Motor	Description Descripción	Location Localización	Part No. No. de Parte	Quantity Cantidad
Ford F-150 Heritage (cont'd) 						
FRONT (cont'd)						
Control Arm and Ball Joint	2004		2WD	Left Lower	MS20396	1
Ford F-250 						
FRONT						
Control Arm and Ball Joint Assembly	1999-1997		4WD; Front Torsion Bar; UNDER GVW 8,500 LBS	Left Lower	MS20398	1
	1999-1997		4WD; Front Torsion Bar; UNDER GVW 8,500 LBS	Right Lower	MS20399	1
	1999-1997		4WD; BALL JOINT REPLACEABLE; IMPROVED AFTERMARKET DESIGN; UNDER 8500LB GVW	Left Upper	MK8722T	1
	1999-1997		4WD; BALL JOINT REPLACEABLE; IMPROVED AFTERMARKET DESIGN; UNDER 8500LB GVW	Right Upper	MK8724T	1
	1999-1997		2WD; Under GVW 8,500 Lbs	Left Lower	MS20396	1
	1999-1997		2WD; Under GVW 8,500 Lbs	Right Lower	MS20397	1
	1999-1997		2WD; BALL JOINT REPLACEABLE; IMPROVED AFTERMARKET DESIGN; UNDER 8500LB GVW	Left Upper	MK8726T	1
	1999-1997		2WD; BALL JOINT REPLACEABLE; IMPROVED AFTERMARKET DESIGN; UNDER 8500LB GVW	Right Upper	MK8728T	1
Ford F-250 Super Duty 						
FRONT						
Control Arm and Ball Joint Assembly	2003-1999		4WD; BALL JOINT REPLACEABLE; IMPROVED AFTERMARKET DESIGN; UNDER 8500LB GVW	Left Upper	MK8722T	1
	2003-1999		4WD; BALL JOINT REPLACEABLE; IMPROVED AFTERMARKET DESIGN; UNDER 8500LB GVW	Right Upper	MK8724T	1
	2003-1999		2WD; BALL JOINT REPLACEABLE; IMPROVED AFTERMARKET DESIGN; UNDER 8500LB GVW	Left Upper	MK8726T	1
	2003-1999		2WD; BALL JOINT REPLACEABLE; IMPROVED AFTERMARKET DESIGN; UNDER 8500LB GVW	Right Upper	MK8728T	1
Ford Fairlane 						
FRONT						
Control Arm and Ball Joint Assembly	1970-1968			Lower	MK8123	2
Ford Falcon 						
FRONT						
Control Arm and Ball Joint Assembly	1970-1968			Lower	MK8123	2
	1967-1966			Lower	MK8121	2
Ford Festiva 						
FRONT						
Control Arm and Ball Joint Assembly	1993-1988			Lower	MK9477	2
Ford Focus 						
FRONT						
Control Arm and Ball Joint Assembly	2007-2005			Right Lower	MK80407	1
	2007-2005			Left Lower	MK80408	1
	2004-2000			Right Lower	MK80405	1
	2004-2000			Left Lower	MK80406	1
REAR						
Control Arm	2007-2001		Exc. Wagon	Upper	MS76109	2
	2007-2000		Exc. Wagon; Adjustable	Upper	MS40125	2
Lateral Link	2008-2000			Lower Rear	MS40124	2

Part Type Tipo de Parte	Year Año	Engine Motor	Description Descripcion	Location Localización	Part No. No. de Parte	Quantity Cantidad
Ford Freestar 						
FRONT						
Control Arm and Ball Joint Assembly	2007-2004			Right Lower	MK80724	1
	2007-2004			Left Lower	MK80725	1
Ford Fusion 						
FRONT						
Control Arm and Ball Joint Assembly	2010-2006			Lower Front	MS76104	2
	2010-2006			Left Lower Rear	MS76105	1
	2010-2006			Right Lower Rear	MS76106	1
	2010-2006			Left Upper	MS76107	1
	2010-2006			Right Upper	MS76108	1
REAR						
Control Arm	2010-2006			Upper	MS76111	2
Lateral Link	2009-2006				MS76112	2
Ford Granada 						
FRONT						
Control Arm and Ball Joint Assembly	1980-1975			Lower	MK8123	2
Ford Maverick 						
FRONT						
Control Arm and Ball Joint Assembly	1977-1970			Lower	MK8123	2
Ford Mustang 						
FRONT						
Control Arm and Ball Joint Assembly	2010-2005			Right Lower	MK80726	1
	2010-2005			Left Lower	MK80727	1
	1973-1968			Lower	MK8123	2
	1967			Lower	MK8121	2
Ford Probe 						
FRONT						
Control Arm and Ball Joint Assembly	1997-1993			Right Lower	MS7507	1
	1997-1993			Left Lower	MS7508	1
	1992-1990			Right Lower	MS7505	1
	1992-1990			Left Lower	MS7506	1
	1989			Right Lower	MK9429	1
	1989			Left Lower	MK9431	1
Ford Ranchero 						
FRONT						
Control Arm and Ball Joint Assembly	1971-1968			Lower	MK8123	2
	1966			Lower	MK8121	2
Ford Ranger 						
FRONT						
Control Arm and Ball Joint Assembly	2010-1998		4WD; W/ TORSION BAR SUSPENSION; WILL NOT FIT O.E CONTROL ARM	Left Upper	MK8708T	1
	2010-1998		4WD; W/ TORSION BAR SUSPENSION; WILL NOT FIT O.E CONTROL ARM	Right Upper	MK8710T	1
	2010-1998		4WD; W/ TORSION BAR SUSPENSION	Left Lower	MS20402	1

Part Type Tipo de Parte	Year Año	Engine Motor	Description Descripción	Location Localización	Part No. No. de Parte	Quantity Cantidad
Ford Ranger (cont'd) 						
FRONT (cont'd)						
Control Arm and Ball Joint Assembly (cont'd)	2010-1998		4WD; W/ TORSION BAR SUSPENSION	Right Lower	MS20403	1
	2010-1998		2WD; W/ COIL SPRING SUSPENSION	Left Lower	MS40128	1
	2010-1998		2WD; W/ COIL SPRING SUSPENSION	Right Lower	MS40129	1
	2010-1998		2WD; COIL SPRING SUSPENSION	Right Upper	MK80052	1
	2010-1998		2WD; COIL SPRING SUSPENSION	Left Upper	MK80054	1
	2010-1998		1 PC DESIGN; W/ TORSION BAR SUSPENSION	Right Upper	MK80068	1
Ford Taurus 						
FRONT						
Control Arm	2007-1998		From 05/13/1998	Right Lower	MK80411	1
	2007-1998		From 05/13/1998	Left Lower	MK80412	1
	1998-1996			Right Lower	MK80409	1
	1998-1996			Left Lower	MK80410	1
Control Arm and Ball Joint Assembly	1995-1989		SHO	Left Lower	MK8577	1
	1995-1989		SHO	Right Lower	MK8579	1
	1995-1986		GL; LX	Right Lower	MK8425	1
	1995-1986		GL; LX	Left Lower	MK8427	1
	1992-1986		L	Right Lower	MK8425	1
	1992-1986		L	Left Lower	MK8427	1
Ford Tempo 						
FRONT						
Control Arm and Ball Joint Assembly	1994-1984			Right Lower	MK8421	1
	1994-1984			Left Lower	MK8423	1
	1983		TO 7/83	Right Lower	MK8311	1
	1983		TO 7/83	Left Lower	MK8313	1
Ford Thunderbird 						
FRONT						
Control Arm and Ball Joint Assembly	2005-2002			Left Upper	MS40120	1
	2005-2002			Right Upper	MS40121	1
	1997-1989		W/O AUTO LEVELING SUSPENSION	Left Lower	MK80053	1
	1997-1989		W/O AUTO LEVELING SUSP.	Right Lower	MK80055	1
	1997-1989			Left Upper	MK8596	1
	1997-1989			Right Upper	MK8598	1
Ford Torino 						
FRONT						
Control Arm and Ball Joint Assembly	1971-1968			Lower	MK8123	2
Ford Windstar 						
FRONT						
Control Arm and Ball Joint Assembly	2003-1999			Left Lower	MK80009	1
	2003-1999			Right Lower	MK80011	1
	1998-1995			Right Lower	MK8679	1
	1998-1995			Left Lower	MK8681	1



Part Type Tipo de Parte	Year Año	Engine Motor	Description Descripcion	Location Localización	Part No. No. de Parte	Quantity Cantidad
Geo Metro 						
FRONT						
Control Arm and Ball Joint Assembly	1997-1995			Right Lower	MS20107	1
	1997-1995			Left Lower	MS20108	1
	1994-1989			Right Lower	MS5301	1
	1994-1989			Left Lower	MS5302	1
GMC C1500 						
FRONT						
Control Arm and Ball Joint Assembly	1999-1997			Left Upper	MS20344	1
	1999-1997			Right Upper	MS20345	1
	1999-1988			Right Lower	MS9706	1
	1999-1988			Left Lower	MS9707	1
GMC C1500 Suburban 						
FRONT						
Control Arm and Ball Joint Assembly	1999-1997	V8 5.7L		Left Upper	MS20344	1
	1999-1997	V8 5.7L		Right Upper	MS20345	1
	1999-1997	V8 6.5L		Left Upper	MS20346	1
	1999-1997	V8 6.5L		Right Upper	MS20347	1
	1999-1992			Right Lower	MS9706	1
	1999-1992			Left Lower	MS9707	1
GMC C25 						
FRONT						
Control Arm and Ball Joint Assembly	1978-1975			Right Upper	MS9700	1
	1978-1975			Left Upper	MS9701	1
	1978-1975			Right Lower	MS9702	1
	1978-1975			Left Lower	MS9703	1
GMC C25/C2500 Pickup 						
FRONT						
Control Arm and Ball Joint Assembly	1974-1971			Right Upper	MS9700	1
	1974-1971			Left Upper	MS9701	1
	1974-1971			Right Lower	MS9702	1
	1974-1971			Left Lower	MS9703	1
GMC C2500 						
FRONT						
Control Arm and Ball Joint Assembly	2000-1997		W/ 8600LB GVW	Left Upper	MS20346	1
	2000-1997		W/ 8600LB GVW	Right Upper	MS20347	1
	2000-1997		EXC. 8600LB GVW	Left Upper	MS20344	1
	2000-1997		EXC. 8600LB GVW	Right Upper	MS20345	1
	2000-1988			Right Lower	MS9706	1
	2000-1988			Left Lower	MS9707	1
	1986-1979			Right Upper	MS9700	1
	1986-1979			Left Upper	MS9701	1
	1986-1979			Right Lower	MS9702	1
	1986-1979			Left Lower	MS9703	1








Part Type Tipo de Parte	Year Año	Engine Motor	Description Descripción	Location Localización	Part No. No. de Parte	Quantity Cantidad
GMC C2500 Suburban 						
FRONT						
Control Arm and Ball Joint Assembly	2000-1992			Right Lower	MS9706	1
	2000-1992			Left Lower	MS9707	1
	1999-1997			Left Upper	MS20346	1
	1999-1997			Right Upper	MS20347	1
GMC C35 						
FRONT						
Control Arm and Ball Joint Assembly	1986-1971			Right Lower	MS9702	1
	1986-1971			Left Lower	MS9703	1
	1978-1975			Right Upper	MS9700	1
	1978-1975			Left Upper	MS9701	1
GMC C35/C3500 Pickup 						
FRONT						
Control Arm and Ball Joint Assembly	1986-1971			Right Lower	MS9702	1
	1986-1971			Left Lower	MS9703	1
	1974-1971			Right Upper	MS9700	1
	1974-1971			Left Upper	MS9701	1
GMC C3500 						
FRONT						
Control Arm and Ball Joint Assembly	2002-1997		EXC. MONO BEAN SUSPENSION	Left Upper	MS20346	1
	2002-1997		EXC. MONO BEAN SUSPENSION	Right Upper	MS20347	1
	2000-1988		EXC. MONO BEAM SUSPENSION	Right Lower	MS9706	1
	2000-1988		EXC. MONO BEAM SUSPENSION	Left Lower	MS9707	1
	1986-1979			Right Upper	MS9700	1
	1986-1979			Left Upper	MS9701	1
	1986-1971			Right Lower	MS9702	1
	1986-1971			Left Lower	MS9703	1
GMC Canyon 						
FRONT						
Control Arm and Ball Joint Assembly	2010-2004		W/ TORSION BAR SUSPENSION	Left Upper	MS50136	1
	2010-2004		W/ TORSION BAR SUSPENSION	Right Upper	MS50137	1
	2010-2004		W/ TORSION BAR SUSPENSION	Left Lower	MS50138	1
	2010-2004		W/ TORSION BAR SUSPENSION	Right Lower	MS50139	1
	2010-2004		W/ COIL SPRING SUSPENSION	Left Upper	MS50140	1
	2010-2004		W/ COIL SPRING SUSPENSION	Right Upper	MS50141	1
	2010-2004		W/ COIL SPRING SUSPENSION	Left Lower	MS50142	1
	2010-2004		W/ COIL SPRING SUSPENSION	Right Lower	MS50143	1
GMC Envoy 						
FRONT						
Control Arm	2007-2002			Left Upper	MS50104	1
	2007-2002			Right Upper	MS50105	1
Control Arm and Ball Joint Assembly	2005-2004		2WD	Left Lower	MS50156	1
	2005-2004		2WD	Right Lower	MS50157	1
	2003-2002			Left Lower	MS50154	1
	2003-2002			Right Lower	MS50155	1

Part Type Tipo de Parte	Year Año	Engine Motor	Description Descripcion	Location Localización	Part No. No. de Parte	Quantity Cantidad
GMC G15/G1500 Van 						
FRONT						
Control Arm and Ball Joint Assembly	1972-1971		DISC BRAKE	Right Upper	MS9700	1
	1972-1971		DISC BRAKE	Left Upper	MS9701	1
	1972-1971		DISC BRAKE	Right Lower	MS9702	1
	1972-1971		DISC BRAKE	Left Lower	MS9703	1
GMC G25/G2500 Van 						
FRONT						
Control Arm and Ball Joint Assembly	1972-1971		DISC BRAKE	Right Upper	MS9700	1
	1972-1971		DISC BRAKE	Left Upper	MS9701	1
	1972-1971		DISC BRAKE	Right Lower	MS9702	1
	1972-1971		DISC BRAKE	Left Lower	MS9703	1
GMC G2500 						
FRONT						
Control Arm and Ball Joint Assembly	1995-1987		DIESEL	Right Upper	MS9700	1
	1995-1987		DIESEL	Left Upper	MS9701	1
GMC G35 						
FRONT						
Control Arm and Ball Joint Assembly	1978-1975			Right Upper	MS9700	1
	1978-1975			Left Upper	MS9701	1
	1978-1975			Right Lower	MS9702	1
	1978-1975			Left Lower	MS9703	1
GMC G35/G3500 Van 						
FRONT						
Control Arm and Ball Joint Assembly	1974-1973			Right Upper	MS9700	1
	1974-1973			Left Upper	MS9701	1
	1974-1973			Right Lower	MS9702	1
	1974-1973			Left Lower	MS9703	1
	1972-1971		DISC BRAKE	Right Upper	MS9700	1
	1972-1971		DISC BRAKE	Left Upper	MS9701	1
	1972-1971		DISC BRAKE	Right Lower	MS9702	1
	1972-1971		DISC BRAKE	Left Lower	MS9703	1
GMC G3500 						
FRONT						
Control Arm and Ball Joint Assembly	1996		INSTALL ONLY IF 11TH DIGIT OF VIN IS 4, 7	Right Upper	MS9700	1
	1996		INSTALL ONLY IF 11TH DIGIT OF VIN IS 4, 7	Left Upper	MS9701	1
	1996		INSTALL ONLY IF 11TH DIGIT OF VIN IS 4, 7	Right Lower	MS9702	1
	1996		INSTALL ONLY IF 11TH DIGIT OF VIN IS 4, 7	Left Lower	MS9703	1
	1995-1979			Right Upper	MS9700	1
	1995-1979			Left Upper	MS9701	1
	1995-1979			Right Lower	MS9702	1
	1995-1979			Left Lower	MS9703	1
GMC Jimmy 						
FRONT						
Control Arm and Ball Joint Assembly	2001-1997	V6 4.3L	4WD	Left Upper	MS20354	1
	2001-1997	V6 4.3L	4WD	Right Upper	MS20355	1




Part Type Tipo de Parte	Year Año	Engine Motor	Description Descripción	Location Localización	Part No. No. de Parte	Quantity Cantidad
GMC Jimmy (cont'd) 						
FRONT (cont'd)						
Control Arm and Ball Joint Assembly (cont'd)	2001-1997		2WD	Left Upper	MS50102	1
	2001-1997		2WD	Right Upper	MS50103	1
GMC K1500 						
FRONT						
Control Arm and Ball Joint Assembly	1999-1997		4WD; UNDER 7500LB GVW	Left Upper	MS50120	1
	1999-1997		4WD; UNDER 7500LB GVW	Right Upper	MS50121	1
GMC K1500 Suburban 						
FRONT						
Control Arm and Ball Joint Assembly	1999-1997		4WD; OVER 7500LB GVW	Left Upper	MS20350	1
	1999-1997		4WD; OVER 7500LB GVW	Right Upper	MS20351	1
	1999-1997		4WD; UNDER 7500LB GVW	Left Upper	MS50120	1
	1999-1997		4WD; UNDER 7500LB GVW	Right Upper	MS50121	1
GMC K2500 						
FRONT						
Control Arm and Ball Joint Assembly	2000-1997		4WD; OVER 7500LB GVW	Left Upper	MS20350	1
	2000-1997		4WD; OVER 7500LB GVW	Right Upper	MS20351	1
GMC K2500 Suburban 						
FRONT						
Control Arm and Ball Joint Assembly	1999-1997		4WD; OVER 7500LB GVW	Left Upper	MS20350	1
	1999-1997		4WD; OVER 7500LB GVW	Right Upper	MS20351	1
GMC K3500 						
FRONT						
Control Arm and Ball Joint Assembly	1997		4WD; OVER 7500LB GVW	Left Upper	MS20350	1
	1997		4WD; OVER 7500LB GVW	Right Upper	MS20351	1
GMC P25 						
FRONT						
Control Arm and Ball Joint Assembly	1978-1975			Right Upper	MS9700	1
	1978-1975			Left Upper	MS9701	1
	1978-1975			Right Lower	MS9702	1
	1978-1975			Left Lower	MS9703	1
GMC P25/P2500 Van 						
FRONT						
Control Arm and Ball Joint Assembly	1974-1971			Right Upper	MS9700	1
	1974-1971			Left Upper	MS9701	1
	1974-1971			Right Lower	MS9702	1
	1974-1971			Left Lower	MS9703	1
GMC P2500 						
FRONT						
Control Arm and Ball Joint Assembly	1989-1979			Right Upper	MS9700	1
	1989-1979			Left Upper	MS9701	1
	1989-1979			Right Lower	MS9702	1
	1989-1979			Left Lower	MS9703	1



Part Type Tipo de Parte	Year Año	Engine Motor	Description Descripcion	Location Localización	Part No. No. de Parte	Quantity Cantidad
GMC P35 						
FRONT						
Control Arm and Ball Joint Assembly	1978-1977		W/ FT DISC / RR DRUM	Right Lower	MS9702	1
	1978-1977		W/ FT DISC / RR DRUM	Left Lower	MS9703	1
	1976-1975		EXC STEP VAN; 11000 LB REAR AXLE; EXC. MOTOR HOME CHASSIS 14000 LB GVW	Right Upper	MS9700	1
	1976-1975		EXC STEP VAN; 11000 LB REAR AXLE; EXC. MOTOR HOME CHASSIS 14000 LB GVW	Left Upper	MS9701	1
	1976-1975		EXC STEP VAN; 11000 LB REAR AXLE; EXC. MOTOR HOME CHASSIS 14000 LB GVW	Right Lower	MS9702	1
	1976-1975		EXC STEP VAN; 11000 LB REAR AXLE; EXC. MOTOR HOME CHASSIS 14000 LB GVW	Left Lower	MS9703	1
GMC P35/P3500 Van 						
FRONT						
Control Arm and Ball Joint Assembly	1974-1973		EXC STEP VAN; 11000 LB REAR AXLE; EXC. MOTOR HOME CHASSIS 14000 LB GVW	Right Upper	MS9700	1
	1974-1973		EXC STEP VAN; 11000 LB REAR AXLE; EXC. MOTOR HOME CHASSIS 14000 LB GVW	Left Upper	MS9701	1
	1974-1973		EXC STEP VAN; 11000 LB REAR AXLE; EXC. MOTOR HOME CHASSIS 14000 LB GVW	Right Lower	MS9702	1
	1974-1973		EXC STEP VAN; 11000 LB REAR AXLE; EXC. MOTOR HOME CHASSIS 14000 LB GVW	Left Lower	MS9703	1
	1972-1971			Right Upper	MS9700	1
	1972-1971			Left Upper	MS9701	1
	1972-1971			Right Lower	MS9702	1
	1972-1971			Left Lower	MS9703	1
GMC P3500 						
FRONT						
Control Arm and Ball Joint Assembly	1997-1979		W/ FT DISC / RR DRUM	Right Lower	MS9702	1
	1997-1979		W/ FT DISC / RR DRUM	Left Lower	MS9703	1
	1997-1977		W/ FT DISC / RR DRUM	Right Upper	MS9700	1
	1997-1977		W/ FT DISC / RR DRUM	Left Upper	MS9701	1
GMC R2500 						
FRONT						
Control Arm and Ball Joint Assembly	1990-1987			Right Upper	MS9700	1
	1990-1987			Left Upper	MS9701	1
	1989-1987			Right Lower	MS9702	1
	1989-1987			Left Lower	MS9703	1
GMC R2500 Suburban 						
FRONT						
Control Arm and Ball Joint Assembly	1991-1987			Right Upper	MS9700	1
	1991-1987			Left Upper	MS9701	1
	1991-1987			Right Lower	MS9702	1
	1991-1987			Left Lower	MS9703	1
GMC R3500 						
FRONT						
Control Arm and Ball Joint Assembly	1991-1987			Right Upper	MS9700	1
	1991-1987			Left Upper	MS9701	1



Part Type Tipo de Parte	Year Año	Engine Motor	Description Descripción	Location Localización	Part No. No. de Parte	Quantity Cantidad
GMC R3500 (cont'd) 						
FRONT (cont'd)						
Control Arm and Ball Joint Assembly (cont'd)	1991-1987			Right Lower	MS9702	1
	1991-1987			Left Lower	MS9703	1
GMC Safari 						
FRONT						
Control Arm and Ball Joint Assembly	2005-1997		4WD	Left Lower	MS50146	1
	2005-1997		4WD	Right Lower	MS50147	1
	2005-1997		2WD	Left Lower	MS50150	1
	2005-1997		2WD	Right Lower	MS50151	1
GMC Savana 1500 						
FRONT						
Control Arm and Ball Joint Assembly	2008-2003	V8 5.3L	4WD; FORGED ARM; W/ TORSION BAR SUSPENSION	Left Lower	MS20342	1
	2008-2003	V8 5.3L	4WD; FORGED ARM; W/ TORSION BAR SUSPENSION	Right Lower	MS20343	1
	2008-2003			Upper	MS20268	2
	2002-1997			Left Upper	MS20344	1
	2002-1997			Right Upper	MS20345	1
	2002-1996			Right Lower	MS9706	1
	2002-1996			Left Lower	MS9707	1
GMC Savana 2500 						
FRONT						
Control Arm and Ball Joint Assembly	2008-2003		4WD; FORGED ARM; W/ TORSION BAR SUSPENSION	Left Lower	MS20342	1
	2008-2003		4WD; FORGED ARM; W/ TORSION BAR SUSPENSION	Right Lower	MS20343	1
	2008-2003			Upper	MS20268	2
	2002-1997		W/ 7300LB GVW	Left Upper	MS20344	1
	2002-1997		W/ 7300LB GVW	Right Upper	MS20345	1
	2002-1997		EXC. 7300LB GVW	Left Upper	MS20346	1
	2002-1997		EXC. 7300LB GVW	Right Upper	MS20347	1
	2002-1996			Right Lower	MS9706	1
2002-1996			Left Lower	MS9707	1	
GMC Savana 3500 						
FRONT						
Control Arm and Ball Joint Assembly	2002-1997			Left Upper	MS20346	1
	2002-1997			Right Upper	MS20347	1
	2002-1996			Right Lower	MS9706	1
	2002-1996			Left Lower	MS9707	1
GMC Sierra 1500 						
FRONT						
Control Arm and Ball Joint Assembly	2009-2007		NEW STYLE	Left Lower	MS50152	1
	2009-2007		NEW STYLE	Right Lower	MS50153	1
	2009-2007		COIL SPRING SUSPENSION; New Style	Left Upper	MK80669	1
	2009-2007		COIL SPRING SUSPENSION; New Style	Right Upper	MK80670	1
	2007		OLD STYLE	Upper	MS20268	2
	2007		4WD; FORGED ARM; W/ TORSION BAR SUSPENSION	Left Lower	MS20342	1
	2007		4WD; FORGED ARM; W/ TORSION BAR SUSPENSION	Right Lower	MS20343	1







Part Type Tipo de Parte	Year Año	Engine Motor	Description Descripcion	Location Localización	Part No. No. de Parte	Quantity Cantidad
GMC Sierra 1500 (cont'd) 						
FRONT (cont'd)						
Control Arm and Ball Joint Assembly (cont'd)	2007	V8 4.8L	2WD; W/ COIL SPRING SUSPENSION; Classic; OLD STYLE	Left Lower	MS20348	1
	2007	V8 4.8L	2WD; W/ COIL SPRING SUSPENSION; Classic; OLD STYLE	Right Lower	MS20349	1
	2006-2001		4WD; FORGED ARM; W/ TORSION BAR SUSPENSION	Left Lower	MS20342	1
	2006-2001		4WD; FORGED ARM; W/ TORSION BAR SUSPENSION	Right Lower	MS20343	1
	2006-2001	V8 4.8L	2WD; W/ COIL SPRING SUSPENSION	Left Lower	MS20348	1
	2006-2001	V8 4.8L	2WD; W/ COIL SPRING SUSPENSION	Right Lower	MS20349	1
	2006-1999			Upper	MS20268	2
GMC Sierra 1500 HD 						
FRONT						
Control Arm	2009-2001			Left Lower	MS50108	1
	2009-2001			Right Lower	MS50109	1
Control Arm and Ball Joint Assembly	2007-2001			Upper	MS20360	2
GMC Sierra 2500 						
FRONT						
Control Arm	2009-1999			Left Lower	MS50108	1
	2009-1999			Right Lower	MS50109	1
Control Arm and Ball Joint Assembly	2004-2001			Upper	MS20360	2
	2000-1999		4WD	Upper	MS20360	2
GMC Sierra 2500 HD 						
FRONT						
Control Arm	2008-2001			Left Lower	MS50108	1
	2008-2001			Right Lower	MS50109	1
Control Arm and Ball Joint Assembly	2008-2007		COIL SPRING SUSPENSION	Left Upper	MK80669	1
	2008-2007		COIL SPRING SUSPENSION	Right Upper	MK80670	1
	2007-2001			Upper	MS20360	2
GMC Sierra 3500 						
FRONT						
Control Arm	2007-2001			Left Lower	MS50108	1
	2007-2001			Right Lower	MS50109	1
Control Arm and Ball Joint Assembly	2007-2001			Upper	MS20360	2
GMC Sierra 3500 HD 						
FRONT						
Control Arm	2009-2001			Left Lower	MS50108	1
	2009-2001			Right Lower	MS50109	1
Control Arm and Ball Joint Assembly	2009-2006			Upper	MS20360	2
GMC Sierra C3 						
FRONT						
Control Arm and Ball Joint Assembly	2001	V8 6.0L	FORGED ARM; W/ TORSION BAR SUSPENSION	Left Lower	MS20342	1
	2001	V8 6.0L	FORGED ARM; W/ TORSION BAR SUSPENSION	Right Lower	MS20343	1
	2001			Upper	MS20268	2





Part Type Tipo de Parte	Year Año	Engine Motor	Description Descripcion	Location Localización	Part No. No. de Parte	Quantity Cantidad
GMC Sierra Denali 						
FRONT						
Control Arm and Ball Joint Assembly	2009-2007		NEW STYLE	Left Lower	MS50152	1
	2009-2007		NEW STYLE	Right Lower	MS50153	1
	2009-2007	V8 6.2L	COIL SPRING SUSPENSION; New Style	Left Upper	MK80669	1
	2009-2007	V8 6.2L	COIL SPRING SUSPENSION; New Style	Right Upper	MK80670	1
	2007	V8 6.0L	FORGED ARM; W/ TORSION BAR SUSPENSION; Classic	Left Lower	MS20342	1
	2007	V8 6.0L	FORGED ARM; W/ TORSION BAR SUSPENSION; Classic	Right Lower	MS20343	1
	2007		Classic; Old Style	Upper	MS20268	2
	2006-2002	V8 6.0L	FORGED ARM; W/ TORSION BAR SUSPENSION	Left Lower	MS20342	1
	2006-2002	V8 6.0L	FORGED ARM; W/ TORSION BAR SUSPENSION	Right Lower	MS20343	1
	2006-2002			Upper	MS20268	2
GMC Sonoma 						
FRONT						
Control Arm and Ball Joint Assembly	2004-1997	V6 4.3L	4WD	Left Upper	MS20354	1
	2004-1997	V6 4.3L	4WD	Right Upper	MS20355	1
	2004-1997		2WD	Left Lower	MS50100	1
	2004-1997		2WD	Right Lower	MS50101	1
	2004-1997	V6 4.3L	2WD	Left Upper	MS50102	1
	2004-1997	V6 4.3L	2WD	Right Upper	MS50103	1
GMC Yukon 						
FRONT						
Control Arm and Ball Joint Assembly	2009-2007		COIL SPRING SUSPENSION	Left Upper	MK80669	1
	2009-2007		COIL SPRING SUSPENSION	Right Upper	MK80670	1
	2008-2000		FORGED ARM; W/ TORSION BAR SUSPENSION	Left Lower	MS20342	1
	2008-2000		FORGED ARM; W/ TORSION BAR SUSPENSION	Right Lower	MS20343	1
	2006-2000			Upper	MS20268	2
	2000-1995		2WD	Right Lower	MS9706	1
	2000-1995		2WD	Left Lower	MS9707	1
	1999-1997	V8 5.7L	2WD	Left Upper	MS20344	1
	1999-1997	V8 5.7L	2WD	Right Upper	MS20345	1
	1999-1997		4WD; UNDER 7500LB GVW	Left Upper	MS50120	1
	1999-1997		4WD; UNDER 7500LB GVW	Right Upper	MS50121	1
GMC Yukon Denali 						
FRONT						
Control Arm and Ball Joint Assembly	2006-2001		FORGED ARM; W/ TORSION BAR SUSPENSION	Left Lower	MS20342	1
	2006-2001		FORGED ARM; W/ TORSION BAR SUSPENSION	Right Lower	MS20343	1
	2006-2001			Upper	MS20268	2
	2000-1999		4WD; UNDER 7500LB GVW	Left Upper	MS50120	1
	2000-1999		4WD; UNDER 7500LB GVW	Right Upper	MS50121	1
GMC Yukon Denali XL 						
FRONT						
Control Arm and Ball Joint Assembly	2006-2001		FORGED ARM; W/ TORSION BAR SUSPENSION	Left Lower	MS20342	1
	2006-2001		FORGED ARM; W/ TORSION BAR SUSPENSION	Right Lower	MS20343	1
	2006-2001			Upper	MS20268	2






Part Type Tipo de Parte	Year Año	Engine Motor	Description Descripcion	Location Localización	Part No. No. de Parte	Quantity Cantidad
GMC Yukon XL 1500 						
FRONT						
Control Arm and Ball Joint Assembly	2009-2007		COIL SPRING SUSPENSION	Right Upper	MK80670	1
	2008-2007		COIL SPRING SUSPENSION	Left Upper	MK80669	1
	2008-2000		FORGED ARM; W/ TORSION BAR SUSPENSION	Left Lower	MS20342	1
	2008-2000		FORGED ARM; W/ TORSION BAR SUSPENSION	Right Lower	MS20343	1
	2006-2001			Upper	MS20268	2
	2000		4WD	Upper	MS20360	2
	2000		2WD	Right Lower	MS9706	1
	2000		2WD	Left Lower	MS9707	1
GMC Yukon XL 2500 						
FRONT						
Control Arm	2007-2000			Left Lower	MS50108	1
	2007-2000			Right Lower	MS50109	1
Control Arm and Ball Joint Assembly	2007-2001			Upper	MS20360	2
	2000		4WD	Upper	MS20360	2
	2000		2WD	Right Lower	MS9706	1
	2000		2WD	Left Lower	MS9707	1
Honda Accord 						
FRONT						
Control Arm	2007-2003	L4 2.4L		Left Lower	MS20406	1
	2007-2003	L4 2.4L		Right Lower	MS20407	1
	2002-1998			Right Lower	MS9674	1
	2002-1998			Left Lower	MS9675	1
	1997-1994			Right Lower	MK80325	1
	1997-1994			Left Lower	MK80326	1
	1993-1990			Right Lower	MK80323	1
	1993-1990			Left Lower	MK80324	1
	1989-1986			Right Lower	MK80639	1
	1989-1986			Left Lower	MK80640	1
Control Arm and Ball Joint Assembly	2010-2008			Left Upper	MS60159	1
	2010-2008			Right Upper	MS60160	1
	2007-2003			Left Upper	MS20404	1
	2007-2003			Right Upper	MS20405	1
	2002-1998			Right Upper	MS9672	1
	2002-1998			Left Upper	MS9673	1
	1997-1994			Right Upper	MK90446	1
	1997-1994			Left Upper	MK90447	1
	1993-1990		Sedan	Right Upper	MK9815	1
	1993-1990		Sedan	Left Upper	MK9816	1
	1993-1990		Coupe; Sedan	Right Upper	MK9815	1
	1993-1990		Coupe; Sedan	Left Upper	MK9816	1
	1989-1984			Right Upper	MK9406	1
	1989-1984			Left Upper	MK9408	1
	1985-1984			Right Lower	MK9407	1
1985-1984			Left Lower	MK9409	1	






Part Type Tipo de Parte	Year Año	Engine Motor	Description Descripción	Location Localización	Part No. No. de Parte	Quantity Cantidad
Honda Accord (cont'd) 						
FRONT (cont'd)						
Control Arm and Ball Joint Assembly (cont'd)	1983-1982			Right Lower	MK9403	1
	1983-1982			Left Lower	MK9405	1
	1981-1976			Lower	MK9063	2
REAR						
Control Arm	2007-2003		-1 1/2 TO +3 DEGREE CASTER/CAMBER ADJUSTMENT	Lower	MK90706	2
	1997-1994			Left Lower Front	MS60138	1
	1997-1994			Right Lower Front	MS60139	1
	1993-1990		S- SHAPE / LENGTH : 16"	Right Lower	MS6073	1
	1993-1990		S- SHAPE / LENGTH : 16"	Left Lower	MS6074	1
	1993-1990		LENGTH : 11 5/8"	Right Lower	MS6075	1
	1993-1990		LENGTH : 11 5/8"	Left Lower	MS6076	1
Control Arm and Ball Joint Assembly	2007	L4 2.4L		Upper	MS60168	2
	2006-2003			Upper	MS60168	2
	2002-1998			Upper	MS20408	2
	1997-1990		Body Code: K700	Left Upper	MK80356	1
	1997-1990		Body Code: K700	Right Upper	MK80357	1
	1993-1990		Sedan	Right Upper	MS6069	1
	1993-1990		Sedan	Left Upper	MS6070	1
	1993-1990		Coupe	Right Upper	MS6069	1
	1993-1990		Coupe	Left Upper	MS6070	1
	1989-1986			Upper	MK9926	2
Lateral Link	2007-2003		Rear Leading Arm		MS60167	2
	2007-2003			Lower Front	MS60165	2
	2007-2003			Lower Rear	MS60166	2
	2002-1998			Upper Rear	MS60154	2
	2002-1998			Lower Rear	MS60155	2
	2002-1998			Lower Front	MS60156	2
Trailing Arm	2007		Hybrid; W/ Rear Disc Brake	Left	MS60157	1
	2007		Hybrid; W/ Rear Disc Brake	Right	MS60158	1
	2007-2003			Left Lower	MS60169	1
	2007-2003			Right Lower	MS60170	1
	2006-1998		W/ Rear Disc Brake	Left	MS60157	1
	2006-1998		W/ Rear Disc Brake	Right	MS60158	1
Honda Civic 						
FRONT						
Control Arm	2005-2001			Left Lower	MS20410	1
	2005-2001			Right Lower	MS20411	1
	2000-1998		HX; FORGED ARM	Left Lower	MS60124	1
	2000-1998		HX; FORGED ARM	Right Lower	MS60125	1
	2000-1998		GX; STAMPED ARM	Left Lower	MS9747	1
	2000-1998		GX; STAMPED ARM	Right Lower	MS9748	1
	2000-1996		Si; FORGED ARM	Left Lower	MS60124	1
	2000-1996		Si; FORGED ARM	Right Lower	MS60125	1
	2000-1996		LX; STAMPED ARM	Left Lower	MS9747	1







Part Type Tipo de Parte	Year Año	Engine Motor	Description Descripcion	Location Localización	Part No. No. de Parte	Quantity Cantidad
Honda Civic (cont'd) 						
FRONT (cont'd)						
Control Arm (cont'd)	2000-1996		LX; STAMPED ARM	Right Lower	MS9748	1
	2000-1996		EX; LX; GX; STAMPED ARM	Left Lower	MS9747	1
	2000-1996		EX; LX; GX; STAMPED ARM	Right Lower	MS9748	1
	2000-1996		DX; FORGED ARM	Left Lower	MS60124	1
	2000-1996		DX; FORGED ARM	Right Lower	MS60125	1
	2000-1996		CX; DX; Si; FORGED ARM	Left Lower	MS60124	1
	2000-1996		CX; DX; Si; FORGED ARM	Right Lower	MS60125	1
	1997-1996		HX; STAMPED ARM	Left Lower	MS9747	1
	1997-1996		HX; STAMPED ARM	Right Lower	MS9748	1
	1995-1992			Right Lower	MK80327	1
	1995-1992			Left Lower	MK80328	1
	1991-1988			Right Lower	MK80329	1
	1991-1988			Left Lower	MK80330	1
Control Arm and Ball Joint Assembly	2008-2006			Left Lower	MS60100	1
	2008-2006			Right Lower	MS60101	1
	2000-1996			Right Upper	MK90450	1
	2000-1996			Left Upper	MK90451	1
	1995-1992			Right Upper	MK90448	1
	1995-1992			Left Upper	MK90449	1
	1991-1988			Right Upper	MK9813	1
	1991-1988			Left Upper	MK9814	1
	1983-1980			Lower	MK9605	2
Radius Arm and Ball Joint	1987-1986		Sedan; Automatic	Right Lower	MK9575	1
	1987-1984			Right Lower	MK9593	1
	1987-1984			Left Lower	MK9595	1
REAR						
Control Arm	2005-2001			Upper	MS60173	2
	2000-1997		Sedan; JAPAN BUILT	Left Upper	MS60117	1
	2000-1997		Sedan; JAPAN BUILT	Right Upper	MS60118	1
	2000-1996		Compensator Arm		MS60119	2
	2000-1996			Lower	MS60164	2
	1995-1992			Lower	MS60163	2
Honda Civic del Sol 						
FRONT						
Control Arm	1997-1993			Right Lower	MK80327	1
	1997-1993			Left Lower	MK80328	1
Control Arm and Ball Joint Assembly	1997-1993			Right Upper	MK90448	1
	1997-1993			Left Upper	MK90449	1
REAR						
Control Arm	1997-1996			Left Lower	MS60150	1
	1997-1996			Right Lower	MS60151	1

Part Type Tipo de Parte	Year Año	Engine Motor	Description Descripción	Location Localización	Part No. No. de Parte	Quantity Cantidad
Honda CR-V 						
FRONT						
Control Arm	2004-2002			Left Lower	MS20414	1
	2004-2002			Right Lower	MS20415	1
	2001-1997			Right Lower	MS20115	1
	2001-1997			Left Lower	MS20116	1
Control Arm and Ball Joint Assembly	2009-2007			Left Lower	MS60109	1
	2009-2007			Right Lower	MS60110	1
	2001-1997			Right Upper	MS20113	1
	2001-1997			Left Upper	MS20114	1
REAR						
Control Arm	2006-2002		ADJUSTABLE -4 TO +6 CAMBER/CASTER	Upper	MK90489	2
	2002-1997			Left Upper	MS60117	1
	2002-1997			Right Upper	MS60118	1
	2001-1997		Compensator Arm		MS60119	2
	2001-1997			Left Lower	MS60171	1
	2001-1997			Right Lower	MS60172	1
Honda CRX 						
FRONT						
Control Arm	1991-1988			Right Lower	MK80329	1
	1991-1988			Left Lower	MK80330	1
Control Arm and Ball Joint Assembly	1991-1988			Right Upper	MK9813	1
	1991-1988			Left Upper	MK9814	1
Honda Element 						
REAR						
Control Arm	2008-2003		ADJUSTABLE -4 TO +6 CAMBER/CASTER	Upper	MK90489	2
Honda Fit 						
FRONT						
Control Arm and Ball Joint Assembly	2008-2007			Left Lower	MS60107	1
	2008-2007			Right Lower	MS60108	1
Honda Insight 						
FRONT						
Control Arm	2002-2000			Right Lower	MK80327	1
	2002-2000			Left Lower	MK80328	1
Honda Odyssey 						
FRONT						
Control Arm and Ball Joint Assembly	2006-2005			Left Lower	MS60120	1
	2006-2005			Right Lower	MS60121	1
	2004-1999			Left Lower	MS60103	1
	2004-1999			Right Lower	MS60104	1
	1998-1995			Right Upper	MK90446	1
	1998-1995			Left Upper	MK90447	1
REAR						
Control Arm and Ball Joint Assembly	2007-2005			Left Upper	MS60122	1
	2007-2005			Right Upper	MS60123	1







Part Type Tipo de Parte	Year Año	Engine Motor	Description Descripcion	Location Localización	Part No. No. de Parte	Quantity Cantidad
Honda Passport 						
FRONT						
Control Arm and Ball Joint Assembly	1997-1996			Left Upper	MS80107	1
	1997-1996			Right Upper	MS80108	1
Honda Pilot 						
FRONT						
Control Arm and Ball Joint Assembly	2006-2003			Left Lower	MS60105	1
	2006-2003			Right Lower	MS60106	1
Honda Prelude 						
FRONT						
Control Arm and Ball Joint Assembly	2001-1997		Type SH	Left Upper	MS60111	1
	2001-1997		Type SH	Right Upper	MS60112	1
	2001-1997		Base	Left Upper	MS60115	1
	2001-1997		Base	Right Upper	MS60116	1
	1996-1992			Left Upper	MS20570	1
	1996-1992			Right Upper	MS20571	1
REAR						
Control Arm and Ball Joint Assembly	2001-1997			Left Upper	MS60113	1
	2001-1997			Right Upper	MS60114	1
Hummer H2 						
FRONT						
Control Arm and Ball Joint Assembly	2007-2003			Upper	MS20360	2
Hyundai Accent 						
FRONT						
Control Arm	2009-2006			Left Lower	MS90118	1
	2009-2006			Right Lower	MS90119	1
Control Arm and Ball Joint Assembly	2005-2000			Left Lower	MS20418	1
	2005-2000			Right Lower	MS20419	1
	1999-1995			Left Lower	MS20416	1
	1999-1995			Right Lower	MS20417	1
REAR						
Control Arm	2002		From 09/04/01	Left Front	MS901004	1
	2002		From 09/04/01	Right Front	MS901005	1
	2002		From 09/04/01	Left Rear	MS901006	1
	2002		From 09/04/01	Right Rear	MS901007	1
Lateral Link	2002-2000			Left	MS90116	1
	2002-2000			Right	MS90117	1
Hyundai Azera 						
FRONT						
Control Arm	2009-2006			Left Lower	MS90122	1
	2009-2006			Right Lower	MS90123	1
Control Arm and Ball Joint Assembly	2009-2006			Left Upper	MS90158	1
	2009-2006			Right Upper	MS90159	1
REAR						
Control Arm	2009-2006			Left Lower Rear	MS901008	1

Part Type Tipo de Parte	Year Año	Engine Motor	Description Descripción	Location Localización	Part No. No. de Parte	Quantity Cantidad
Hyundai Azera (cont'd) 						
REAR (cont'd)						
Control Arm (cont'd)	2009-2006			Right Lower Rear	MS901009	1
Control Arm and Ball Joint Assembly	2009-2006			Left Upper	MS90168	1
	2009-2006			Right Upper	MS90169	1
Hyundai Elantra 						
FRONT						
Control Arm and Ball Joint Assembly	2006-2001			Left Lower	MS80100	1
	2006-2001			Right Lower	MS80101	1
	2000-1996			Left Lower	MS20420	1
	2000-1996			Right Lower	MS20421	1
REAR						
Control Arm	2010-2007			Left Lower	MS901013	1
	2010-2007			Right Lower	MS901014	1
	2009			Left Lower Rear	MS901008	1
	2009			Right Lower Rear	MS901009	1
	2006-2001			Lower Front	MS901017	2
	2006-2001			Lower Rear	MS901018	2
	2000-1997			Front	MS901010	2
	2000-1997			Rear	MS901011	2
Lateral Link	2005-1999		W/ BALL JOINT; TIE ROD	Lower	MS90174	2
Lateral Link and Ball Joint Assembly	2009-2007			Lower Front	MS90124	2
Hyundai Excel 						
FRONT						
Control Arm	1994-1990			Right Lower	MS20119	1
	1994-1990			Left Lower	MS20120	1
Hyundai Santa Fe 						
FRONT						
Control Arm and Ball Joint Assembly	2008-2007			Left Lower	MS90152	1
	2008-2007			Right Lower	MS90153	1
	2006-2001			Right Lower	MK80348	1
	2006-2001			Left Lower	MK80349	1
REAR						
Control Arm and Ball Joint Assembly	2006-2003			Right Lower	MK80344	1
	2006-2003			Left Lower	MK80345	1
	2006-2001		W/ DRUM BRAKE	Right Lower	MK80346	1
	2006-2001		W/ DRUM BRAKE	Left Lower	MK80347	1
	2006-2001			Left Upper	MS90110	1
	2006-2001			Right Upper	MS90111	1
Hyundai Sonata 						
FRONT						
Control Arm	2005-2002			Left Lower	MS90120	1
	2005-2002			Right Lower	MS90121	1
	2001-1999			Left Lower	MK90367	1
	2001-1999			Right Lower	MK90368	1








Part Type Tipo de Parte	Year Año	Engine Motor	Description Descripcion	Location Localización	Part No. No. de Parte	Quantity Cantidad
Hyundai Sonata (cont'd) 						
FRONT (cont'd)						
Control Arm and Ball Joint Assembly	2010-2006		From 09/21/06	Left Upper	MS90158	1
	2010-2006		From 09/21/06	Right Upper	MS90159	1
	2005-1999			Right Upper	MS90100	1
	2005-1999			Left Upper	MS90101	1
	1998-1995		FROM 4/1/95	Left Lower	MS90134	1
	1998-1995		FROM 4/1/95	Right Lower	MS90135	1
REAR						
Control Arm	2010-2006			Left Lower Front	MS901008	1
	2010-2006			Right Lower Front	MS901009	1
	2005-1999			Left Upper	MS90170	1
	2005-1999			Right Upper	MS90171	1
Control Arm and Ball Joint Assembly	2010-2006			Left Upper	MS90168	1
	2010-2006			Right Upper	MS90169	1
Hyundai Tiburon 						
FRONT						
Control Arm	2010-2007			Left Lower	MS901019	1
	2010-2007			Right Lower	MS901020	1
Control Arm and Ball Joint Assembly	2004-2003			Left Lower	MS90138	1
	2004-2003			Right Lower	MS90139	1
	2001-1997			Left Lower	MS20420	1
	2001-1997			Right Lower	MS20421	1
REAR						
Control Arm	2010-2003			Lower Front	MS901017	2
	2010-2003			Lower Rear	MS901018	2
	2001-1997			Rear	MS901011	2
	2001-1997			Front	MS901012	2
Hyundai Tucson 						
FRONT						
Control Arm	2009-2005			Left Lower	MS90125	1
	2009-2005			Right Lower	MS90126	1
REAR						
Lateral Link	2009-2005		4WD	Lower	MS90127	2
	2009-2005		4WD	Upper	MS90128	2
	2009-2005		2WD	Lower	MS90129	2
	2009-2005		2WD	Upper	MS90130	2
Hyundai XG300 						
REAR						
Control Arm	2005-2001			Left Upper	MS90170	1
	2005-2001			Right Upper	MS90171	1
Hyundai XG350 						
REAR						
Control Arm	2005-2002			Left Upper	MS90170	1
	2005-2002			Right Upper	MS90171	1

Part Type Tipo de Parte	Year Año	Engine Motor	Description Descripción	Location Localización	Part No. No. de Parte	Quantity Cantidad
Infiniti FX35 						
FRONT						
Control Arm and Ball Joint Assembly	2007-2003			Right Lower	MS30104	1
	2007-2003			Left Lower	MS30105	1
REAR						
Control Arm and Ball Joint Assembly	2007-2003			Right Upper	MS30102	1
	2007-2003			Left Upper	MS30103	1
Infiniti FX45 						
FRONT						
Control Arm and Ball Joint Assembly	2007-2003			Right Lower	MS30104	1
	2007-2003			Left Lower	MS30105	1
REAR						
Control Arm and Ball Joint Assembly	2007-2003			Right Upper	MS30102	1
	2007-2003			Left Upper	MS30103	1
Infiniti G20 						
FRONT						
Control Arm and Ball Joint Assembly	2002-1999			Left Lower	MS30110	1
	2002-1999			Right Lower	MS30111	1
	1996-1991			Left Lower	MS30132	1
	1996-1991			Right Lower	MS30133	1
REAR						
Lateral Link	1996-1991			Lower Front	MS30147	2
	1996-1991			Lower Rear	MS30148	2
Trailing Arm	1996-1991			Left	MS30149	1
	1996-1991			Right	MS30150	1
Infiniti G35 						
FRONT						
Control Arm	2007-2003			Left Lower Front	MS30163	1
	2007-2003			Right Lower Front	MS30164	1
Control Arm and Ball Joint Assembly	2007-2005		2WD	Left Upper	MS30161	1
	2007-2005		2WD	Right Upper	MS30162	1
	2007-2003			Left Lower Rear	MS30165	1
	2007-2003			Right Lower Rear	MS30166	1
	2004-2003			Left Upper	MS30161	1
	2004-2003			Right Upper	MS30162	1
REAR						
Control Arm and Ball Joint Assembly	2007-2003			Left Upper	MS30167	1
	2007-2003			Right Upper	MS30168	1
Lateral Link	2007-2003			Lower	MS30171	2
Trailing Arm	2007-2003			Lower	MS30170	2
Infiniti I30 						
REAR						
Lateral Link	1999-1996				MS30151	2
Infiniti QX4 						
FRONT						
Control Arm	2003-1997			Right Lower	MS9812	1









Part Type Tipo de Parte	Year Año	Engine Motor	Description Descripcion	Location Localización	Part No. No. de Parte	Quantity Cantidad
Infiniti QX4 (cont'd) 						
FRONT (cont'd)						
Control Arm (cont'd)	2003-1997			Left Lower	MS9813	1
Infiniti QX56 						
FRONT						
Control Arm and Ball Joint Assembly	2008-2004			Left Upper	MS30114	1
	2008-2004			Right Upper	MS30115	1
	2008-2004			Left Lower	MS30116	1
	2008-2004			Right Lower	MS30117	1
Isuzu Oasis 						
FRONT						
Control Arm and Ball Joint Assembly	1999-1996			Right Upper	MK90446	1
	1999-1996			Left Upper	MK90447	1
Isuzu Rodeo 						
FRONT						
Control Arm and Ball Joint Assembly	1997-1996			Left Upper	MS80107	1
	1997-1996			Right Upper	MS80108	1
Isuzu Trooper 						
FRONT						
Control Arm and Ball Joint Assembly	1994-1992			Left Upper	MS80107	1
	1994-1992			Right Upper	MS80108	1
Jeep Cherokee 						
FRONT						
Control Arm	2001-1992			Upper	MS20426	2
Track Bar	2001-1991				MDS1235	1
	1990-1984		COMPLETE ASSEMBLY		MDS1147	1
Jeep Comanche 						
FRONT						
Track Bar	1992-1991				MDS1235	1
	1990-1986		COMPLETE ASSEMBLY		MDS1147	1
Jeep Commander 						
FRONT						
Control Arm and Ball Joint Assembly	2009-2006			Left Lower	MS25170	1
	2009-2006			Right Lower	MS25171	1
	2006			Upper	MS25181	2
Jeep Compass 						
FRONT						
Control Arm and Ball Joint Assembly	2010-2007			Left Lower	MS25188	1
	2010-2007			Right Lower	MS25189	1
REAR						
Lateral Link	2010-2007		TOE CONTROL LINK		MS251006	2
Jeep Grand Cherokee 						
FRONT						
Control Arm	2004-2002		Laredo; Limited	Upper	MS20424	2
	2004-2002		Laredo; Limited	Lower	MS20425	2
	2001-1999			Upper	MS20424	2






Part Type Tipo de Parte	Year Año	Engine Motor	Description Descripción	Location Localización	Part No. No. de Parte	Quantity Cantidad
Jeep Grand Cherokee (cont'd) 						
FRONT (cont'd)						
Control Arm (cont'd)	2001-1999			Lower	MS20425	2
	1998-1993			Upper	MS20426	2
	1998-1993			Lower	MS20427	2
Control Arm and Ball Joint Assembly	2010-2006		Exc. SRT	Left Lower	MS25170	1
	2010-2006		Exc. SRT	Right Lower	MS25171	1
	2006-2005			Upper	MS25181	2
	2005			Left Lower	MS25170	1
	2005			Right Lower	MS25171	1
Track Bar	1998-1993				MDS1235	1
REAR						
Control Arm	1998-1997			Upper	MS25130	2
	1998-1993			Lower	MS25126	2
Track Bar	1996-1993				MDS1327	1
Jeep Liberty 						
FRONT						
Control Arm	2007-2002			Left Lower	MS25152	1
	2007-2002			Right Lower	MS25153	1
Control Arm and Ball Joint Assembly	2007-2002			Upper	MK3198	2
REAR						
Control Arm	2007-2004			Lower	MS25157	2
	2003-2002			Lower	MS25154	2
Control Arm and Ball Joint Assembly	2007-2002			Upper	MS25156	1
Jeep Patriot 						
REAR						
Lateral Link	2009-2007		TOE CONTROL LINK		MS251006	2
Jeep TJ 						
FRONT						
Control Arm	2007-1997		COIL SPRING SUSPENSION	Lower	MS25187	2
REAR						
Control Arm	2007-1997		COIL SPRING SUSPENSION	Lower	MS25187	2
Jeep Wagoneer 						
FRONT						
Track Bar	1990-1984		COMPLETE ASSEMBLY		MDS1147	1
Jeep Wrangler 						
FRONT						
Control Arm	2008-2007		2WD	Lower	MS25183	2
	2008-2007			Upper	MS25182	2
	2007-1997		COIL SPRING SUSPENSION	Lower	MS25187	2
	2006-1997			Upper	MS20426	2
Track Bar	2006-1997				MDS1235	1
	1995-1987				MDS1422	1
REAR						
Control Arm	2008-2007			Upper	MS25184	2

Part Type Tipo de Parte	Year Año	Engine Motor	Description Descripcion	Location Localización	Part No. No. de Parte	Quantity Cantidad
Jeep Wrangler (cont'd) 						
REAR (cont'd)						
Control Arm (cont'd)	2008-2007			Lower	MS25185	2
	2007-1997		COIL SPRING SUSPENSION	Upper	MS25130	2
	2007-1997		COIL SPRING SUSPENSION	Lower	MS25187	2
Track Bar	1995-1987				MDS1421	1
Kia Amanti 						
FRONT						
Control Arm	2006-2004			Left Lower	MS90144	1
	2006-2004			Right Lower	MS90145	1
Control Arm and Ball Joint Assembly	2006-2004			Left Upper	MS90146	1
	2006-2004			Right Upper	MS90147	1
Kia Optima 						
FRONT						
Control Arm	2008-2006			Left Lower	MS90154	1
	2008-2006			Right Lower	MS90155	1
Control Arm and Ball Joint Assembly	2006-2001			Left Upper	MS90142	1
	2006-2001			Right Upper	MS90143	1
Kia Rio 						
FRONT						
Control Arm	2007-2006			Left Lower	MS90118	1
	2007-2006			Right Lower	MS90119	1
Control Arm and Ball Joint Assembly	2004-2003		Sedan	Left Lower	MK90382	1
	2004-2003		Sedan	Right Lower	MK90383	1
	2002-2001			Right Lower	MK90377	1
	2002-2001			Left Lower	MK90378	1
Kia Rondo 						
FRONT						
Control Arm	2009-2007			Left Lower	MS90154	1
	2009-2007			Right Lower	MS90155	1
Kia Sedona 						
FRONT						
Control Arm and Ball Joint Assembly	2005-2002			Left Lower	MS90148	1
	2005-2002			Right Lower	MS90149	1
Kia Sephia 						
FRONT						
Control Arm and Ball Joint Assembly	1999-1994		TO 6/9/99	Left Lower	MS90132	1
	1999-1994		TO 6/9/99	Right Lower	MS90133	1
Kia Sorento 						
FRONT						
Control Arm and Ball Joint Assembly	2006-2003			Right Upper	MK80342	1
	2006-2003			Left Upper	MK80343	1
	2004-2003		To 02/09/04	Left Lower	MS90104	1
	2004-2003		To 02/09/04	Right Lower	MS90105	1

Part Type Tipo de Parte	Year Año	Engine Motor	Description Descripción	Location Localización	Part No. No. de Parte	Quantity Cantidad
Kia Spectra 						
FRONT						
Control Arm and Ball Joint Assembly	2007-2004			Left Lower	MS90140	1
	2007-2004			Right Lower	MS90141	1
	2003-2002			Left Lower	MS90156	1
	2003-2002			Right Lower	MS90157	1
Kia Spectra5 						
FRONT						
Control Arm and Ball Joint Assembly	2007-2005			Left Lower	MS90140	1
	2007-2005			Right Lower	MS90141	1
Kia Sportage 						
FRONT						
Control Arm	2007-2005			Left Lower	MS90125	1
	2007-2005			Right Lower	MS90126	1
Control Arm and Ball Joint Assembly	2002-1995			Upper	MK9890	2
	2002-1995			Lower	MS90131	2
REAR						
Lateral Link	2007-2005		4WD	Lower	MS90127	2
	2007-2005		4WD	Upper	MS90128	2
	2007-2005		2WD	Lower	MS90129	2
	2007-2005		2WD	Upper	MS90130	2
Land Rover Freelander 						
FRONT						
Control Arm and Ball Joint Assembly	2005-2002			Left Lower	MS101004	1
	2005-2002			Right Lower	MS101005	1
Land Rover Range Rover 						
FRONT						
Control Arm	2009-2003			Lower Front	MS101012	2
	2009-2003			Left Upper	MS101088	1
Control Arm and Ball Joint Assembly	2009-2003			Lower Rear	MS101011	2
Land Rover Range Rover Sport 						
FRONT						
Control Arm	2007-2006			Lower Front	MS101012	2
Control Arm and Ball Joint Assembly	2007-2006			Lower Rear	MS101011	2
Lexus ES300 						
REAR						
Lateral Link	2001-1997			Lower Front	MS86157	2
	2001-1997			Right Lower Rear	MS86158	2
	2001-1997			Left Lower Rear	MS86159	2
Lexus ES330 						
FRONT						
Control Arm and Ball Joint Assembly	2006-2004			Right Lower	MS20246	1
	2006-2004			Left Lower	MS20247	1







Part Type Tipo de Parte	Year Año	Engine Motor	Description Descripcion	Location Localización	Part No. No. de Parte	Quantity Cantidad
Lexus ES350 						
FRONT						
Control Arm	2008-2007			Left Lower	MS86181	1
	2008-2007			Right Lower	MS86182	1
Lexus GS300 						
FRONT						
Control Arm	2005-1998			Right Lower	MS86102	1
	2005-1998			Left Lower	MS86103	1
	1997-1993			Left Lower	MS86173	1
	1997-1993			Right Lower	MS86174	1
Control Arm and Ball Joint Assembly	2005-1998			Right Upper	MS86104	1
	2005-1998			Left Upper	MS86105	1
	1997-1993			Left Upper	MS86171	1
	1997-1993			Right Upper	MS86172	1
Lexus GS400 						
FRONT						
Control Arm	2000-1998			Right Lower	MS86102	1
	2000-1998			Left Lower	MS86103	1
Control Arm and Ball Joint Assembly	2000-1998			Right Upper	MS86104	1
	2000-1998			Left Upper	MS86105	1
Lexus GS430 						
FRONT						
Control Arm	2005-2001			Right Lower	MS86102	1
	2005-2001			Left Lower	MS86103	1
Lexus GX470 						
FRONT						
Control Arm	2009-2004		W/O DYNAMIC SUSPENSION	Left Lower	MS86112	1
	2009-2004		W/O DYNAMIC SUSPENSION	Right Lower	MS86113	1
	2003			Left Lower	MS86112	1
	2003			Right Lower	MS86113	1
Control Arm and Ball Joint Assembly	2009-2003			Left Upper	MS86114	1
	2009-2003			Right Upper	MS86115	1
Lexus IS300 						
FRONT						
Control Arm	2005-2001			Left Lower	MS86179	1
	2005-2001			Right Lower	MS86180	1
Lexus LS400 						
FRONT						
Control Arm and Ball Joint Assembly	2000-1995			Right Upper	MS86106	1
	2000-1995			Left Upper	MS86107	1
Lexus LS430 						
FRONT						
Control Arm and Ball Joint Assembly	2006-2001		EXC. SPORT SUSPENSION	Left Upper	MS86195	1
	2006-2001		EXC. SPORT SUSPENSION	Right Upper	MS86196	1







Part Type Tipo de Parte	Year Año	Engine Motor	Description Descripción	Location Localización	Part No. No. de Parte	Quantity Cantidad
Lexus LX470 						
FRONT						
Control Arm and Ball Joint Assembly	2007-1998			Left Lower	MS86149	1
	2007-1998			Right Lower	MS86150	1
	2007-1998			Left Upper	MS86151	1
	2007-1998			Right Upper	MS86152	1
Lexus SC430 						
FRONT						
Control Arm	2006-2002			Right Lower	MS86102	1
	2006-2002			Left Lower	MS86103	1
Lincoln Aviator 						
FRONT						
Control Arm and Ball Joint Assembly	2005-2003			Left Upper	MS40116	1
	2005-2003			Right Upper	MS40117	1
	2005-2002			Right Lower	MS40119	1
REAR						
Control Arm and Ball Joint Assembly	2005-2003			Left Upper	MS40126	1
	2005-2003			Right Upper	MS40127	1
Lincoln Blackwood 						
FRONT						
Control Arm and Ball Joint Assembly	2002		BALL JOINT REPLACEABLE; IMPROVED AFTERMARKET DESIGN	Left Upper	MK8722T	1
	2002		BALL JOINT REPLACEABLE; IMPROVED AFTERMARKET DESIGN	Right Upper	MK8724T	1
Lincoln Continental 						
FRONT						
Control Arm and Ball Joint Assembly	1994-1988			Right Lower	MK8499	1
	1994-1988			Left Lower	MK8501	1
Lincoln LS 						
FRONT						
Control Arm	2006-2003		FROM 3/11/02	Right Lower	MK80736	1
	2006-2003		FROM 3/11/02	Left Lower	MK80737	1
	2002		TO 3/11/02	Right Lower	MK80734	1
	2002		TO 3/11/02	Left Lower	MK80735	1
	2001-2000			Right Lower	MK80732	1
	2001-2000			Left Lower	MK80733	1
Control Arm and Ball Joint Assembly	2006-2000			Left Upper	MS40120	1
	2006-2000			Right Upper	MS40121	1
Lincoln Mark LT 						
FRONT						
Control Arm and Ball Joint Assembly	2008-2006			Right Lower	MK80401	1
	2008-2006			Left Lower	MK80403	1
Lincoln Mark VIII 						
FRONT						
Control Arm and Ball Joint Assembly	1998-1993			Left Upper	MK8781	1
	1998-1993			Right Upper	MK8782	1









Part Type Tipo de Parte	Year Año	Engine Motor	Description Descripcion	Location Localización	Part No. No. de Parte	Quantity Cantidad
Lincoln Mark VIII (cont'd) 						
FRONT (cont'd)						
Control Arm and Ball Joint Assembly (cont'd)	1998-1993			Right Lower	MK8783	1
	1998-1993			Left Lower	MK8784	1
Lincoln MKX 						
FRONT						
Control Arm and Ball Joint Assembly	2010-2007			Left Lower	MS40130	1
	2010-2007			Right Lower	MS40131	1
Lincoln MKZ 						
FRONT						
Control Arm and Ball Joint Assembly	2010-2007			Lower Front	MS76104	2
	2010-2007			Left Lower Rear	MS76105	1
	2010-2007			Right Lower Rear	MS76106	1
	2010-2007			Left Upper	MS76107	1
	2010-2007			Right Upper	MS76108	1
REAR						
Control Arm	2010-2007			Upper	MS76111	2
Lateral Link	2009-2007				MS76112	2
Lincoln Navigator 						
FRONT						
Control Arm and Ball Joint Assembly	2010-2008		From 12/1/08	Left Upper	MK80306	1
	2010-2008		From 12/1/08	Right Upper	MK80308	1
	2004-2003		W/ AUTO ADJ SUSPENSION; TO 11/30/03	Right Upper	MK80714	1
	2004-2003		W/ AUTO ADJ SUSPENSION; TO 11/30/03	Left Upper	MK80715	1
	2004-2003		STANDARD SUSPENSION	Right Upper	MK80712	1
	2004-2003		STANDARD SUSPENSION	Left Upper	MK80713	1
	2002-1998		4WD; Front Torsion Bar; To 10/12/2001	Left Lower	MS20398	1
	2002-1998		4WD; Front Torsion Bar; To 10/12/2001	Right Lower	MS20399	1
	2002-1998		4WD; BALL JOINT REPLACEABLE; IMPROVED AFTERMARKET DESIGN; EXC. AIR SPRINGS	Left Upper	MK8722T	1
	2002-1998		4WD; BALL JOINT REPLACEABLE; IMPROVED AFTERMARKET DESIGN; EXC. AIR SPRINGS	Right Upper	MK8724T	1
	2002-1998		2WD; BALL JOINT REPLACEABLE; IMPROVED AFTERMARKET DESIGN	Left Upper	MK8726T	1
	2002-1998		2WD; BALL JOINT REPLACEABLE; IMPROVED AFTERMARKET DESIGN	Right Upper	MK8728T	1
	2002-1998		2WD	Left Lower	MS20396	1
2002-1998		2WD	Right Lower	MS20397	1	
Lincoln Town Car 						
FRONT						
Control Arm and Ball Joint Assembly	2010-2003		IMPROVED DESIGN	Right Lower	MK80395	1
	2010-2003		IMPROVED DESIGN	Left Lower	MK80396	1
	2010-2003			Right Upper	MK80038	1
	2010-2003			Left Upper	MK80040	1
	2002-1995			Right Lower	MK80393	1
	2002-1995			Left Lower	MK80394	1
	2002-1995			Right Upper	MK80708	1











Part Type Tipo de Parte	Year Año	Engine Motor	Description Descripción	Location Localización	Part No. No. de Parte	Quantity Cantidad
Lincoln Town Car (cont'd) 						
FRONT (cont'd)						
Control Arm and Ball Joint	2002-1995			Left Upper	MK80709	1
REAR						
Track Bar	2009-2003		COMPLETE ASSEMBLY; W/ BELL CRANK		MS40109	2
Trailing Arm	2010-2003			Lower	MS40107	2
	2010-2003			Upper	MS40108	2
Lincoln Zephyr 						
FRONT						
Control Arm and Ball Joint Assembly	2006			Lower Front	MS76104	2
	2006			Left Lower Rear	MS76105	1
	2006			Right Lower Rear	MS76106	1
	2006			Left Upper	MS76107	1
	2006			Right Upper	MS76108	1
REAR						
Control Arm	2006			Upper	MS76111	2
Lateral Link	2006				MS76112	2
Mazda 3 						
FRONT						
Control Arm and Ball Joint Assembly	2009-2004			Left Lower	MS20432	1
	2009-2004			Right Lower	MS20433	1
REAR						
Control Arm	2009-2004			Upper	MS76109	2
	2008-2004		ADJUSTABLE	Upper	MS40125	2
Lateral Link	2009-2004			Lower Front	MS76110	2
Mazda 323 						
FRONT						
Control Arm	1994-1990		2WD	Right Lower	MS9680	1
	1994-1990		2WD	Left Lower	MS9681	1
	1989-1986		2WD	Right Lower	MS9798	1
	1989-1986		2WD	Left Lower	MS9799	1
REAR						
Lateral Link	1994-1990			Right Lower Front	MS20125	1
	1994-1990			Left Lower Front	MS20126	1
	1994-1990			Rear	MS20127	2
	1989-1986		2WD	Left	MS76113	1
	1989-1986		2WD	Right	MS76114	1
Mazda 5 						
FRONT						
Control Arm and Ball Joint Assembly	2008-2005			Left Lower	MS20432	1
	2008-2005			Right Lower	MS20433	1
REAR						
Control Arm	2009-2006			Upper	MS76109	2
Lateral Link	2008-2005			Lower Front	MS76110	2


Part Type Tipo de Parte	Year Año	Engine Motor	Description Descripcion	Location Localización	Part No. No. de Parte	Quantity Cantidad
Mazda 6 						
FRONT						
Control Arm and Ball Joint Assembly	2008-2003			Lower Front	MS76104	2
	2008-2003			Left Lower Rear	MS76105	1
	2008-2003			Right Lower Rear	MS76106	1
	2008-2003			Left Upper	MS76107	1
	2008-2003			Right Upper	MS76108	1
REAR						
Control Arm	2008-2003			Upper	MS76111	2
Lateral Link	2008-2003				MS76112	2
Mazda 626 						
FRONT						
Control Arm and Ball Joint Assembly	2002-1998			Left Lower	MS20447	1
	2002-1998			Right Lower	MS20448	1
	1997-1993			Right Lower	MS7507	1
	1997-1993			Left Lower	MS7508	1
	1992-1988			Right Lower	MS7505	1
	1992-1988			Left Lower	MS7506	1
Mazda 929 						
FRONT						
Control Arm and Ball Joint Assembly	1995-1992			Right Lower	MS20128	1
	1995-1992			Left Lower	MS20129	1
Mazda B2000 						
FRONT						
Control Arm and Ball Joint Assembly	1987-1986		2WD	Right Lower	MS9682	1
	1987-1986		2WD	Left Lower	MS9683	1
Mazda B2200 						
FRONT						
Control Arm and Ball Joint Assembly	1991-1987		2WD	Right Lower	MS9682	1
	1991-1987		2WD	Left Lower	MS9683	1
Mazda B2300 						
FRONT						
Control Arm and Ball Joint Assembly	2010-2001		W/ TORSION BAR SUSPENSION	Left Upper	MK8708T	1
	2010-2001		W/ TORSION BAR SUSPENSION	Right Upper	MK8710T	1
	2010-2001		COIL SPRING SUSPENSION	Right Upper	MK80052	1
	2010-2001		COIL SPRING SUSPENSION	Left Upper	MK80054	1
	2010-2001		2WD; 1 PC DESIGN; W/ TORSION BAR SUSPENSION	Right Upper	MK80068	1
	2010-1998		W/ TORSION BAR SUSPENSION	Left Lower	MS20402	1
	2010-1998		W/ TORSION BAR SUSPENSION	Right Lower	MS20403	1
	2010-1998		2WD; W/ COIL SPRING SUSPENSION	Left Lower	MS40128	1
	2010-1998		2WD; W/ COIL SPRING SUSPENSION	Right Lower	MS40129	1
Mazda B2500 						
FRONT						
Control Arm and Ball Joint Assembly	2004-1998		W/ TORSION BAR SUSPENSION	Right Upper	MK8710T	1
	2004-1998		W/ TORSION BAR SUSPENSION	Left Lower	MS20402	1
	2004-1998		W/ TORSION BAR SUSPENSION	Right Lower	MS20403	1







Part Type Tipo de Parte	Year Año	Engine Motor	Description Descripción	Location Localización	Part No. No. de Parte	Quantity Cantidad
Mazda B2500 (cont'd) 						
FRONT (cont'd)						
Control Arm and Ball Joint Assembly (cont'd)	2004-1998		2WD; W/ COIL SPRING SUSPENSION	Left Lower	MS40128	1
	2004-1998		2WD; W/ COIL SPRING SUSPENSION	Right Lower	MS40129	1
	2004-1998		2WD; COIL SPRING SUSPENSION	Right Upper	MK80052	1
	2004-1998		2WD; COIL SPRING SUSPENSION	Left Upper	MK80054	1
	2004-1998		2WD; 1 PC DESIGN; W/ TORSION BAR SUSPENSION	Right Upper	MK80068	1
Mazda B3000 						
FRONT						
Control Arm and Ball Joint Assembly	2010-1998		4WD; W/ TORSION BAR SUSPENSION	Left Upper	MK8708T	1
	2010-1998		4WD; W/ TORSION BAR SUSPENSION	Right Upper	MK8710T	1
	2010-1998		4WD; W/ TORSION BAR SUSPENSION	Left Lower	MS20402	1
	2010-1998		4WD; W/ TORSION BAR SUSPENSION	Right Lower	MS20403	1
	2010-1998		2WD; W/ COIL SPRING SUSPENSION	Left Lower	MS40128	1
	2010-1998		2WD; W/ COIL SPRING SUSPENSION	Right Lower	MS40129	1
	2010-1998		2WD; COIL SPRING SUSPENSION	Right Upper	MK80052	1
	2010-1998		2WD; COIL SPRING SUSPENSION	Left Upper	MK80054	1
2010-1998		2WD; 1 PC DESIGN; W/ TORSION BAR SUSPENSION	Right Upper	MK80068	1	
Mazda B4000 						
FRONT						
Control Arm and Ball Joint Assembly	2010-1998		4WD; W/ TORSION BAR SUSPENSION	Left Upper	MK8708T	1
	2010-1998		4WD; W/ TORSION BAR SUSPENSION	Right Upper	MK8710T	1
	2010-1998		4WD; W/ TORSION BAR SUSPENSION	Left Lower	MS20402	1
	2010-1998		4WD; W/ TORSION BAR SUSPENSION	Right Lower	MS20403	1
	2010-1998		2WD; W/ COIL SPRING SUSPENSION	Left Lower	MS40128	1
	2010-1998		2WD; W/ COIL SPRING SUSPENSION	Right Lower	MS40129	1
	2010-1998		2WD; COIL SPRING SUSPENSION	Right Upper	MK80052	1
	2010-1998		2WD; COIL SPRING SUSPENSION	Left Upper	MK80054	1
	2010-1998		2WD; 1 PC DESIGN; W/ TORSION BAR SUSPENSION	Right Upper	MK80068	1
Mazda CX-9 						
FRONT						
Control Arm and Ball Joint Assembly	2010-2007			Left Lower	MS40130	1
	2010-2007			Right Lower	MS40131	1
Mazda MPV 						
FRONT						
Control Arm and Ball Joint Assembly	2006-2000			Left Lower	MS20449	1
	2006-2000			Right Lower	MS20450	1
	1998-1989		2WD	Lower	MK9651	2
Mazda MX-6 						
FRONT						
Control Arm and Ball Joint Assembly	1997-1993			Right Lower	MS7507	1
	1997-1993			Left Lower	MS7508	1
	1992-1988		2WS	Right Lower	MS7505	1
	1992-1988		2WS	Left Lower	MS7506	1






Part Type Tipo de Parte	Year Año	Engine Motor	Description Descripcion	Location Localización	Part No. No. de Parte	Quantity Cantidad
Mazda Protege 						
FRONT						
Control Arm	1994-1990			Right Lower	MS9680	1
	1994-1990			Left Lower	MS9681	1
Control Arm and Ball Joint Assembly	2003-1999			Left Lower	MS76100	1
	2003-1999			Right Lower	MS76101	1
	1998-1995	L4 1.8L		Left Lower	MS76102	1
	1998-1995	L4 1.8L		Right Lower	MS76103	1
	1998-1995	L4 1.5L		Left Lower	MS76115	1
	1998-1995	L4 1.5L		Right Lower	MS76116	1
REAR						
Lateral Link	2000-1999			Lower Front	MS76127	2
	2000-1999			Lower Rear	MS76128	2
	1994-1990			Right Lower Front	MS20125	1
	1994-1990			Left Lower Front	MS20126	1
	1994-1990			Rear	MS20127	2
Trailing Arm	2003-2001			Left Lower	MS76129	1
	2003-2001			Right Lower	MS76130	1
	1996-1995	L4 1.5L		Left Lower	MS76136	1
	1996-1995	L4 1.5L		Right Lower	MS76137	1
	1996-1995	L4 1.8L		Left Lower	MS76138	1
	1996-1995	L4 1.8L		Right Lower	MS76139	1
Mazda Tribute 						
FRONT						
Control Arm and Ball Joint Assembly	2006-2005			Right Lower	MK80399	1
	2006-2005			Left Lower	MK80400	1
	2004-2001			Right Lower	MK80397	1
	2004-2001			Left Lower	MK80398	1
REAR						
Control Arm and Ball Joint Assembly	2008-2001		4 DEGREE CASTER/CAMBER ADJUSTMENT; STEEL ARM	Upper	MK80115	2
Mercedes-Benz 190D 						
REAR						
Control Arm and Ball Joint Assembly	1989-1984		W201	Lower Rear	MS101019	2
Mercedes-Benz 190E 						
REAR						
Control Arm and Ball Joint Assembly	1993-1984		W201	Lower Rear	MS101019	2
Mercedes-Benz 230 						
FRONT						
Control Arm and Ball Joint Assembly	1977			Left Upper	MK9050	1
	1977			Right Upper	MK9052	1
Mercedes-Benz 240D 						
FRONT						
Control Arm and Ball Joint Assembly	1983-1977			Left Upper	MK9050	1
	1983-1977			Right Upper	MK9052	1

Part Type Tipo de Parte	Year Año	Engine Motor	Description Descripción	Location Localización	Part No. No. de Parte	Quantity Cantidad
Mercedes-Benz 260E 						
REAR						
Control Arm and Ball Joint Assembly	1989-1987			Lower Rear	MS101019	2
Mercedes-Benz 280CE 						
FRONT						
Control Arm and Ball Joint Assembly	1981-1978			Left Upper	MK9050	1
	1981-1978			Right Upper	MK9052	1
Mercedes-Benz 280E 						
FRONT						
Control Arm and Ball Joint Assembly	1981-1977			Left Upper	MK9050	1
	1981-1977			Right Upper	MK9052	1
Mercedes-Benz 280S 						
FRONT						
Control Arm and Ball Joint Assembly	1976-1975			Left Upper	MK9050	1
	1976-1975			Right Upper	MK9052	1
Mercedes-Benz 280SE 						
FRONT						
Control Arm and Ball Joint Assembly	1980-1977			Left Upper	MK9050	1
	1980-1977			Right Upper	MK9052	1
Mercedes-Benz 300CD 						
FRONT						
Control Arm and Ball Joint Assembly	1985-1978			Left Upper	MK9050	1
	1985-1978			Right Upper	MK9052	1
Mercedes-Benz 300D 						
FRONT						
Control Arm and Ball Joint Assembly	1985-1977			Left Upper	MK9050	1
	1985-1977			Right Upper	MK9052	1
REAR						
Control Arm and Ball Joint Assembly	1993-1990			Lower Rear	MS101019	2
Mercedes-Benz 300E 						
REAR						
Control Arm and Ball Joint Assembly	1993-1986			Lower Rear	MS101019	2
Mercedes-Benz 300SD 						
FRONT						
Control Arm and Ball Joint Assembly	1985-1981			Left Upper	MK9586	1
	1985-1981			Right Upper	MK9588	1
	1980-1979			Left Upper	MK9050	1
	1980-1979			Right Upper	MK9052	1
Mercedes-Benz 300SDL 						
FRONT						
Control Arm and Ball Joint Assembly	1987-1986			Left Upper	MK9586	1
	1987-1986			Right Upper	MK9588	1








Part Type Tipo de Parte	Year Año	Engine Motor	Description Descripcion	Location Localización	Part No. No. de Parte	Quantity Cantidad
Mercedes-Benz 300SE 						
FRONT						
Control Arm and Ball Joint Assembly	1988			Left Upper	MK9586	1
	1988			Right Upper	MK9588	1
Mercedes-Benz 300SEL 						
FRONT						
Control Arm and Ball Joint Assembly	1988			Left Upper	MK9586	1
	1988			Right Upper	MK9588	1
Mercedes-Benz 300TD 						
FRONT						
Control Arm and Ball Joint Assembly	1985-1979			Left Upper	MK9050	1
	1985-1979			Right Upper	MK9052	1
Mercedes-Benz 300TE 						
REAR						
Control Arm and Ball Joint Assembly	1993-1988			Lower Rear	MS101019	2
Mercedes-Benz 420SEL 						
FRONT						
Control Arm and Ball Joint Assembly	1988-1986			Left Upper	MK9586	1
	1988-1986			Right Upper	MK9588	1
Mercedes-Benz 450SE 						
FRONT						
Control Arm and Ball Joint Assembly	1976-1973			Left Upper	MK9050	1
	1976-1973			Right Upper	MK9052	1
Mercedes-Benz 450SEL 						
FRONT						
Control Arm and Ball Joint Assembly	1980-1973			Left Upper	MK9050	1
	1980-1973			Right Upper	MK9052	1
Mercedes-Benz 500SEC 						
FRONT						
Control Arm and Ball Joint Assembly	1993			Right Upper	MK90420	1
	1993			Left Upper	MK90421	1
	1985-1984			Left Upper	MK9586	1
	1985-1984			Right Upper	MK9588	1
Mercedes-Benz 500SEL 						
FRONT						
Control Arm and Ball Joint Assembly	1993-1992			Right Upper	MK90420	1
	1993-1992			Left Upper	MK90421	1
	1985-1984			Left Upper	MK9586	1
	1985-1984			Right Upper	MK9588	1
Mercedes-Benz 560SEC 						
FRONT						
Control Arm and Ball Joint Assembly	1991-1986			Left Upper	MK9586	1
	1991-1986			Right Upper	MK9588	1






Part Type Tipo de Parte	Year Año	Engine Motor	Description Descripcion	Location Localización	Part No. No. de Parte	Quantity Cantidad
Mercedes-Benz 560SEL 						
FRONT						
Control Arm and Ball Joint Assembly	1991-1986			Left Upper	MK9586	1
	1991-1986			Right Upper	MK9588	1
Mercedes-Benz 600SEC 						
FRONT						
Control Arm and Ball Joint Assembly	1993		Base	Right Upper	MK90420	1
	1993		Base	Left Upper	MK90421	1
Mercedes-Benz 600SEL 						
FRONT						
Control Arm and Ball Joint Assembly	1993-1992			Right Upper	MK90420	1
	1993-1992			Left Upper	MK90421	1
Mercedes-Benz B200 						
FRONT						
Control Arm and Ball Joint Assembly	2007-2006			Left Lower	MS10194	1
	2007-2006			Right Lower	MS10195	1
Mercedes-Benz C220 						
FRONT						
Control Arm and Ball Joint Assembly	1996-1994		W/O 4MATIC	Right Upper	MK90422	1
	1996-1994		W/O 4MATIC	Left Upper	MK90423	1
REAR						
Control Arm and Ball Joint Assembly	1996-1994			Lower Rear	MS101019	2
Mercedes-Benz C230 						
FRONT						
Control Arm and Ball Joint Assembly	2007-2002		W/O 4MATIC	Left Lower Rear	MK80533	1
	2007-2002		W/O 4MATIC	Right Lower Rear	MK80534	1
	2000-1997		W/O 4MATIC	Right Upper	MK90422	1
	2000-1997		W/O 4MATIC	Left Upper	MK90423	1
REAR						
Control Arm	2007-2002			Lower	MS10162	2
	2000-1997			Lower	MS10162	2
Control Arm and Ball Joint Assembly	2007-2002		TIE ROD		MS10134	2
Mercedes-Benz C240 						
FRONT						
Control Arm and Ball Joint Assembly	2005-2001		W/O 4MATIC	Left Lower Rear	MK80533	1
	2005-2001		W/O 4MATIC	Right Lower Rear	MK80534	1
	2002-2001		W/O 4MATIC	Left Lower Front	MS10130	1
	2002-2001		W/O 4MATIC	Right Lower Front	MS10131	1
REAR						
Control Arm	2005-2001			Lower	MS10162	2
Control Arm and Ball Joint Assembly	2005-2001		TIE ROD		MS10134	2

Part Type Tipo de Parte	Year Año	Engine Motor	Description Descripcion	Location Localización	Part No. No. de Parte	Quantity Cantidad
Mercedes-Benz C280 						
FRONT						
Control Arm and Ball Joint Assembly	2007-2006		W/O 4MATIC	Left Lower Rear	MK80533	1
	2007-2006		W/O 4MATIC	Right Lower Rear	MK80534	1
	2000-1994		W/O 4MATIC	Right Upper	MK90422	1
	2000-1994		W/O 4MATIC	Left Upper	MK90423	1
REAR						
Control Arm	2007-2006			Lower	MS10162	2
	2000-1997			Lower	MS10162	2
Control Arm and Ball Joint Assembly	2007-2006		TIE ROD		MS10134	2
	1997-1994			Lower Rear	MS101019	2
Mercedes-Benz C32 AMG 						
FRONT						
Control Arm and Ball Joint Assembly	2004-2002		W/O 4MATIC	Left Lower Rear	MK80533	1
	2004-2002		W/O 4MATIC	Right Lower Rear	MK80534	1
	2002		W/O 4MATIC	Left Lower Front	MS10130	1
	2002		W/O 4MATIC	Right Lower Front	MS10131	1
REAR						
Control Arm	2004-2002			Lower	MS10162	2
Control Arm and Ball Joint Assembly	2004-2002		TIE ROD		MS10134	2
Mercedes-Benz C320 						
FRONT						
Control Arm and Ball Joint Assembly	2005-2001		W/O 4MATIC	Left Lower Rear	MK80533	1
	2005-2001		W/O 4MATIC	Right Lower Rear	MK80534	1
	2002-2001		W/O 4MATIC	Left Lower Front	MS10130	1
	2002-2001		W/O 4MATIC	Right Lower Front	MS10131	1
REAR						
Control Arm	2005-2001			Lower	MS10162	2
Control Arm and Ball Joint Assembly	2005-2001		TIE ROD		MS10134	2
Mercedes-Benz C350 						
FRONT						
Control Arm and Ball Joint Assembly	2007-2006		W/O 4MATIC	Left Lower Rear	MK80533	1
	2007-2006		W/O 4MATIC	Right Lower Rear	MK80534	1
REAR						
Control Arm	2007-2006			Lower	MS10162	2
Control Arm and Ball Joint Assembly	2007-2006		TIE ROD		MS10134	2
Mercedes-Benz C36 AMG 						
REAR						
Control Arm	1997			Lower	MS10162	2
Control Arm and Ball Joint Assembly	1997-1995			Lower Rear	MS101019	2
Mercedes-Benz C43 AMG 						
FRONT						
Control Arm and Ball Joint Assembly	2000-1998			Right Upper	MK90422	1







Part Type Tipo de Parte	Year Año	Engine Motor	Description Descripción	Location Localización	Part No. No. de Parte	Quantity Cantidad
Mercedes-Benz C43 AMG (cont'd) 						
FRONT (cont'd)						
Control Arm and Ball Joint	2000-1998			Left Upper	MK90423	1
REAR						
Control Arm	2000-1998			Lower	MS10162	2
Mercedes-Benz C55 AMG 						
FRONT						
Control Arm and Ball Joint Assembly	2006-2005		W/O 4MATIC	Left Lower Rear	MK80533	1
	2006-2005		W/O 4MATIC	Right Lower Rear	MK80534	1
REAR						
Control Arm	2006-2005			Lower	MS10162	2
Control Arm and Ball Joint Assembly	2006-2005		TIE ROD		MS10134	2
Mercedes-Benz CL500 						
FRONT						
Control Arm and Ball Joint Assembly	2006			Lower	MS10157	2
	2006-2000			Left Upper	MS10135	1
	2006-2000			Right Upper	MS10136	1
	2001-2000			Left Lower Front	MS10139	1
	2001-2000			Right Lower Front	MS10140	1
REAR						
Control Arm	1999-1998			Lower Front	MS10164	2
	1999-1998			Upper Front	MS10165	2
Control Arm and Ball Joint Assembly	1999-1998		TIE ROD		MS10147	2
Mercedes-Benz CL55 AMG 						
FRONT						
Control Arm and Ball Joint Assembly	2006			Lower	MS10157	2
	2006-2001			Left Upper	MS10135	1
	2006-2001			Right Upper	MS10136	1
REAR						
Control Arm and Ball Joint Assembly	1999-1998		TIE ROD		MS10147	2
Mercedes-Benz CL600 						
FRONT						
Control Arm and Ball Joint Assembly	2007-2001			Left Upper	MS10135	1
	2007-2001			Right Upper	MS10136	1
	2007-2001			Lower	MS10157	2
REAR						
Control Arm	1999-1998			Lower Front	MS10164	2
	1999-1998			Upper Front	MS10165	2
Control Arm and Ball Joint Assembly	1999-1998		TIE ROD		MS10147	2
Mercedes-Benz CL65 AMG 						
FRONT						
Control Arm and Ball Joint Assembly	2006			Lower	MS10157	2
	2006-2005			Left Upper	MS10135	1








Part Type Tipo de Parte	Year Año	Engine Motor	Description Descripcion	Location Localización	Part No. No. de Parte	Quantity Cantidad
Mercedes-Benz CL65 AMG (cont'd) 						
FRONT (cont'd)						
Control Arm and Ball Joint	2006-2005			Right Upper	MS10136	1
Mercedes-Benz CLK320 						
FRONT						
Control Arm and Ball Joint Assembly	2005-2003		W/O 4MATIC	Left Lower Rear	MK80533	1
	2005-2003		W/O 4MATIC	Right Lower Rear	MK80534	1
	2002-1998			Right Upper	MK90422	1
	2002-1998			Left Upper	MK90423	1
REAR						
Control Arm	2005-1998			Lower	MS10162	2
Mercedes-Benz CLK350 						
FRONT						
Control Arm and Ball Joint Assembly	2009-2006		W/O 4MATIC	Left Lower Rear	MK80533	1
	2009-2006		W/O 4MATIC	Right Lower Rear	MK80534	1
REAR						
Control Arm	2007-2006			Lower	MS10162	2
Mercedes-Benz CLK430 						
FRONT						
Control Arm and Ball Joint Assembly	2003-1999			Right Upper	MK90422	1
	2003-1999			Left Upper	MK90423	1
REAR						
Control Arm	2003-1999			Lower	MS10162	2
Mercedes-Benz CLK500 						
FRONT						
Control Arm and Ball Joint Assembly	2006-2003		W/O 4MATIC	Left Lower Rear	MK80533	1
	2006-2003		W/O 4MATIC	Right Lower Rear	MK80534	1
REAR						
Control Arm	2006-2003			Lower	MS10162	2
Mercedes-Benz CLK55 AMG 						
FRONT						
Control Arm and Ball Joint Assembly	2006-2003		W/O 4MATIC	Left Lower Rear	MK80533	1
	2006-2003		W/O 4MATIC	Right Lower Rear	MK80534	1
	2003-2001			Right Upper	MK90422	1
	2003-2001			Left Upper	MK90423	1
REAR						
Control Arm	2006-2001			Lower	MS10162	2
Mercedes-Benz CLK550 						
FRONT						
Control Arm and Ball Joint Assembly	2009-2007		W/O 4MATIC	Left Lower Rear	MK80533	1
	2009-2007		W/O 4MATIC	Right Lower Rear	MK80534	1
REAR						
Control Arm	2009-2007			Lower	MS10162	2








Part Type Tipo de Parte	Year Año	Engine Motor	Description Descripción	Location Localización	Part No. No. de Parte	Quantity Cantidad
Mercedes-Benz CLS500 						
FRONT						
Control Arm and Ball Joint Assembly	2006			Left Lower Rear	MS10143	1
	2006			Right Lower Rear	MS10144	1
Mercedes-Benz E300 						
REAR						
Control Arm	1999-1997			Lower	MS10162	2
Mercedes-Benz E320 						
FRONT						
Control Arm and Ball Joint Assembly	2005-2004		2WD	Left Upper	MS10141	1
	2005-2004		2WD	Right Upper	MS10142	1
	2005-2003			Left Lower Rear	MS10143	1
	2005-2003			Right Lower Rear	MS10144	1
	2002-1996			Right Upper	MK90422	1
	2002-1996			Left Upper	MK90423	1
REAR						
Control Arm	2003-1997			Lower	MS10162	2
Mercedes-Benz E420 						
FRONT						
Control Arm and Ball Joint Assembly	1997			Right Upper	MK90422	1
	1997			Left Upper	MK90423	1
REAR						
Control Arm	1997			Lower	MS10162	2
Control Arm and Ball Joint Assembly	1995-1994			Lower Rear	MS101019	2
Mercedes-Benz E430 						
FRONT						
Control Arm and Ball Joint Assembly	2002-2000			Right Upper	MK90422	1
	2002-2000			Left Upper	MK90423	1
REAR						
Control Arm	2002-1998			Lower	MS10162	2
Mercedes-Benz E500 						
FRONT						
Control Arm and Ball Joint Assembly	2005-2003		2WD	Left Upper	MS10141	1
	2005-2003		2WD	Right Upper	MS10142	1
	2005-2003			Left Lower Rear	MS10143	1
	2005-2003			Right Lower Rear	MS10144	1
REAR						
Control Arm and Ball Joint Assembly	1994			Lower Rear	MS101019	2
Mercedes-Benz E55 AMG 						
FRONT						
Control Arm and Ball Joint Assembly	2005-2004		2WD	Left Upper	MS10141	1
	2005-2004		2WD	Right Upper	MS10142	1
	2005-2003			Left Lower Rear	MS10143	1
	2005-2003			Right Lower Rear	MS10144	1
	2002-1999			Right Upper	MK90422	1








Part Type Tipo de Parte	Year Año	Engine Motor	Description Descripcion	Location Localización	Part No. No. de Parte	Quantity Cantidad
Mercedes-Benz E55 AMG (cont'd) 						
FRONT (cont'd)						
Control Arm and Ball Joint	2002-1999			Left Upper	MK90423	1
REAR						
Control Arm	2002-1999			Lower	MS10162	2
Mercedes-Benz ML320 						
FRONT						
Control Arm	2003-2001			Left Lower	MS10124	1
	2003-2001			Right Lower	MS10125	1
	2000-1998			Left Lower	MS10122	1
	2000-1998			Right Lower	MS10123	1
Control Arm and Ball Joint Assembly	2003-1998			Right Upper	MK80547	1
	2003-1998			Left Upper	MK80548	1
REAR						
Control Arm and Ball Joint Assembly	2003-1998			Left Upper	MS10128	1
	2003-1998			Right Upper	MS10129	1
Mercedes-Benz ML350 						
FRONT						
Control Arm	2005-2003			Left Lower	MS10124	1
	2005-2003			Right Lower	MS10125	1
Control Arm and Ball Joint Assembly	2005-2003			Right Upper	MK80547	1
	2005-2003			Left Upper	MK80548	1
REAR						
Control Arm and Ball Joint Assembly	2005-2003			Left Upper	MS10128	1
	2005-2003			Right Upper	MS10129	1
Mercedes-Benz ML430 						
FRONT						
Control Arm	2003-2001			Left Lower	MS10124	1
	2003-2001			Right Lower	MS10125	1
	2000-1998			Left Lower	MS10122	1
	2000-1998			Right Lower	MS10123	1
Control Arm and Ball Joint Assembly	2001-1999			Right Upper	MK80547	1
	2001-1999			Left Upper	MK80548	1
REAR						
Control Arm and Ball Joint Assembly	2003-1998			Left Upper	MS10128	1
	2003-1998			Right Upper	MS10129	1
Mercedes-Benz ML500 						
FRONT						
Control Arm	2005-2002			Left Lower	MS10124	1
	2005-2002			Right Lower	MS10125	1
Control Arm and Ball Joint Assembly	2005-2002			Right Upper	MK80547	1
	2005-2002			Left Upper	MK80548	1
REAR						
Control Arm and Ball Joint Assembly	2005-2002			Left Upper	MS10128	1
	2005-2002			Right Upper	MS10129	1

Part Type Tipo de Parte	Year Año	Engine Motor	Description Descripción	Location Localización	Part No. No. de Parte	Quantity Cantidad
Mercedes-Benz ML55 AMG 						
FRONT						
Control Arm	2003-2001			Left Lower	MS10124	1
	2003-2001			Right Lower	MS10125	1
REAR						
Control Arm and Ball Joint Assembly	2003-2000			Left Upper	MS10128	1
	2003-2000			Right Upper	MS10129	1
Mercedes-Benz ML55 AMG 						
FRONT						
Control Arm	2000			Left Lower	MS10122	1
	2000			Right Lower	MS10123	1
Control Arm and Ball Joint Assembly	2003-2000			Right Upper	MK80547	1
	2003-2000			Left Upper	MK80548	1
Mercedes-Benz S320 						
REAR						
Control Arm	1999-1997			Upper Front	MS10163	2
	1999-1997			Lower Front	MS10164	2
Control Arm and Ball Joint Assembly	1999-1994		TIE ROD		MS10147	2
Mercedes-Benz S350 						
FRONT						
Control Arm and Ball Joint Assembly	2006		W/ ACTIVE SUSPENSION	Lower	MS10157	2
	2006			Left Upper	MS10135	1
	2006			Right Upper	MS10136	1
	2006			Left Lower Front	MS10137	1
	2006			Right Lower Front	MS10138	1
REAR						
Control Arm and Ball Joint Assembly	1999-1998		TIE ROD		MS10147	2
	1995		TIE ROD		MS10147	2
Mercedes-Benz S420 						
REAR						
Control Arm	1999-1997			Upper Front	MS10163	2
	1999-1997			Lower Front	MS10164	2
Control Arm and Ball Joint Assembly	1999-1995		TIE ROD		MS10147	2
Mercedes-Benz S430 						
FRONT						
Control Arm and Ball Joint Assembly	2006		W/ ACTIVE SUSPENSION	Lower	MS10157	2
	2006-2000			Left Upper	MS10135	1
	2006-2000			Right Upper	MS10136	1
	2006-2000			Left Lower Front	MS10137	1
	2006-2000			Right Lower Front	MS10138	1
REAR						
Control Arm and Ball Joint Assembly	1999-1995		TIE ROD		MS10147	2




Part Type Tipo de Parte	Year Año	Engine Motor	Description Descripcion	Location Localización	Part No. No. de Parte	Quantity Cantidad
Mercedes-Benz S500 						
FRONT						
Control Arm and Ball Joint Assembly	2006-2000			Left Upper	MS10135	1
	2006-2000			Right Upper	MS10136	1
	2006-2000			Left Lower Front	MS10137	1
	2006-2000			Right Lower Front	MS10138	1
REAR						
Control Arm	1999-1998			Upper	MS10163	2
	1999-1997			Lower Front	MS10164	2
	1999-1997			Upper Front	MS10165	2
Control Arm and Ball Joint Assembly	1999-1995		TIE ROD		MS10147	2
Mercedes-Benz S55 AMG 						
FRONT						
Control Arm and Ball Joint Assembly	2006-2002		FROM 02/22/02	Lower	MS10157	2
	2006-2001			Left Upper	MS10135	1
	2006-2001			Right Upper	MS10136	1
REAR						
Control Arm and Ball Joint Assembly	1999-1995		TIE ROD		MS10147	2
Mercedes-Benz S600 						
FRONT						
Control Arm and Ball Joint Assembly	2006-2003			Lower	MS10157	2
	2006-2001			Left Upper	MS10135	1
	2006-2001			Right Upper	MS10136	1
REAR						
Control Arm	1999-1998			Upper	MS10163	2
	1999-1997			Lower Front	MS10164	2
	1999-1997			Upper Front	MS10165	2
Control Arm and Ball Joint Assembly	1999-1995		TIE ROD		MS10147	2
Mercedes-Benz S65 AMG 						
FRONT						
Control Arm and Ball Joint Assembly	2006			Left Upper	MS10135	1
	2006			Right Upper	MS10136	1
	2006			Lower	MS10157	2
Mercedes-Benz SL320 						
FRONT						
Control Arm and Ball Joint Assembly	1997		2WD; W/O SPORT SUSPENSION	Right Lower	MS101045	1
	1997		2WD; W/O SPORT SUSPENSION	Left Lower	MS101046	1
REAR						
Control Arm	1997			Lower	MS10162	2
Mercedes-Benz SL500 						
FRONT						
Control Arm and Ball Joint Assembly	2004-2003			Left Lower Rear	MS10145	1
	2004-2003			Right Lower Rear	MS10146	1
	1998-1997		2WD; W/O SPORT SUSPENSION	Right Lower	MS101045	1








Part Type Tipo de Parte	Year Año	Engine Motor	Description Descripcion	Location Localización	Part No. No. de Parte	Quantity Cantidad
Mercedes-Benz SL500 (cont'd) 						
FRONT (cont'd)						
Control Arm and Ball Joint	1998-1997		2WD; W/O SPORT SUSPENSION	Left Lower	MS101046	1
REAR						
Control Arm	2002-1997			Lower	MS10162	2
	1999-1998			Upper	MS10163	2
Mercedes-Benz SL600 						
FRONT						
Control Arm and Ball Joint Assembly	2004			Left Lower Rear	MS10145	1
	2004			Right Lower Rear	MS10146	1
REAR						
Control Arm	2002-1997			Lower	MS10162	2
	1999-1998			Upper	MS10163	2
Mercedes-Benz SLK230 						
FRONT						
Control Arm and Ball Joint Assembly	2003-2000			Right Upper	MK90422	1
	2003-2000			Left Upper	MK90423	1
REAR						
Control Arm	2004-1998			Lower	MS10162	2
Mercedes-Benz SLK280 						
FRONT						
Control Arm and Ball Joint Assembly	2007-2006		W/O 4MATIC	Left Lower Rear	MK80533	1
	2007-2006		W/O 4MATIC	Right Lower Rear	MK80534	1
REAR						
Control Arm	2007-2006			Lower	MS10162	2
Mercedes-Benz SLK32 AMG 						
FRONT						
Control Arm and Ball Joint Assembly	2003-2002			Right Upper	MK90422	1
	2003-2002			Left Upper	MK90423	1
REAR						
Control Arm	2004-2002			Lower	MS10162	2
Mercedes-Benz SLK320 						
FRONT						
Control Arm and Ball Joint Assembly	2004-2001			Right Upper	MK90422	1
	2004-2001			Left Upper	MK90423	1
REAR						
Control Arm	2004-2001			Lower	MS10162	2
Mercedes-Benz SLK350 						
FRONT						
Control Arm and Ball Joint Assembly	2007-2005		W/O 4MATIC	Left Lower Rear	MK80533	1
	2007-2005		W/O 4MATIC	Right Lower Rear	MK80534	1
REAR						
Control Arm	2007-2005			Lower	MS10162	2


Part Type Tipo de Parte	Year Año	Engine Motor	Description Descripcion	Location Localización	Part No. No. de Parte	Quantity Cantidad
Mercedes-Benz SLK55 AMG 						
FRONT						
Control Arm and Ball Joint Assembly	2007-2005		W/O 4MATIC	Left Lower Rear	MK80533	1
	2007-2005		W/O 4MATIC	Right Lower Rear	MK80534	1
REAR						
Control Arm	2007-2005			Lower	MS10162	2
Mercury Comet 						
FRONT						
Control Arm and Ball Joint Assembly	1977-1971			Lower	MK8123	2
	1969-1968			Lower	MK8123	2
Mercury Cougar 						
FRONT						
Control Arm and Ball Joint Assembly	1997-1989		W/O AUTO LEVELING SUSPENSION	Left Lower	MK80053	1
	1997-1989		W/O AUTO LEVELING SUSP.	Right Lower	MK80055	1
	1996-1989			Left Upper	MK8596	1
	1996-1989			Right Upper	MK8598	1
	1973-1968			Lower	MK8123	2
Mercury Grand Marquis 						
FRONT						
Control Arm and Ball Joint Assembly	2009-2005		IMPROVED DESIGN	Right Lower	MK80395	1
	2009-2005		IMPROVED DESIGN	Left Lower	MK80396	1
	2009-2003			Right Upper	MK80038	1
	2009-2003			Left Upper	MK80040	1
	2002-1995			Right Lower	MK80393	1
	2002-1995			Left Lower	MK80394	1
	2002-1995			Right Upper	MK80708	1
	2002-1995			Left Upper	MK80709	1
REAR						
Track Bar	2009-2003		COMPLETE ASSEMBLY; W/ BELL CRANK		MS40109	2
Trailing Arm	2008-2004		From 05/06/04	Lower	MS40107	2
	2008-2004		From 05/06/04	Upper	MS40108	2
Mercury LN7 						
FRONT						
Control Arm and Ball Joint Assembly	1983-1982			Right Lower	MK8311	1
	1983-1982			Left Lower	MK8313	1
Mercury Lynx 						
FRONT						
Control Arm and Ball Joint Assembly	1987-1984			Right Lower	MK8421	1
	1987-1984			Left Lower	MK8423	1
	1983-1981			Right Lower	MK8311	1
	1983-1981			Left Lower	MK8313	1
Mercury Marauder 						
FRONT						
Control Arm and Ball Joint Assembly	2004-2003		IMPROVED DESIGN	Right Lower	MK80395	1
	2004-2003		IMPROVED DESIGN	Left Lower	MK80396	1
	2004-2003			Right Upper	MK80038	1






Part Type Tipo de Parte	Year Año	Engine Motor	Description Descripción	Location Localización	Part No. No. de Parte	Quantity Cantidad
Mercury Marauder (cont'd) 						
FRONT (cont'd)						
Control Arm and Ball Joint	2004-2003			Left Upper	MK80040	1
Mercury Mariner 						
FRONT						
Control Arm and Ball Joint Assembly	2009-2005			Right Lower	MK80399	1
	2009-2005			Left Lower	MK80400	1
REAR						
Control Arm and Ball Joint Assembly	2008-2001			Left Lower	MS40112	1
	2008-2001			Right Lower	MS40113	1
	2006-2005		4 DEGREE CASTER/CAMBER ADJUSTMENT; STEEL ARM	Upper	MK80115	2
Mercury Milan 						
FRONT						
Control Arm and Ball Joint Assembly	2008-2006			Lower Front	MS76104	2
	2008-2006			Left Lower Rear	MS76105	1
	2008-2006			Right Lower Rear	MS76106	1
	2008-2006			Left Upper	MS76107	1
	2008-2006			Right Upper	MS76108	1
REAR						
Control Arm	2008-2006			Upper	MS76111	2
Mercury Monarch 						
FRONT						
Control Arm and Ball Joint Assembly	1980-1975			Lower	MK8123	2
Mercury Montego 						
FRONT						
Control Arm and Ball Joint Assembly	1971-1970			Lower	MK8123	2
Mercury Monterey 						
FRONT						
Control Arm and Ball Joint Assembly	2007-2004			Right Lower	MK80724	1
	2007-2004			Left Lower	MK80725	1
Mercury Mountaineer 						
FRONT						
Control Arm and Ball Joint Assembly	2009-2005		From 07/19/2005	Right Upper	MK80722	1
	2009-2005		From 07/19/2005	Left Upper	MK80723	1
	2008-2005		From 07/19/2005	Right Lower	MK80720	1
	2008-2005		From 07/19/2005	Left Lower	MK80721	1
	2005-2002			Left Upper	MS40116	1
	2005-2002			Right Upper	MS40117	1
	2005-2002			Left Lower	MS40118	1
	2005-2002			Right Lower	MS40119	1
	2005-1997		W/ TORSION BAR SUSPENSION	Left Lower	MS20402	1
	2005-1997		W/ TORSION BAR SUSPENSION	Right Lower	MS20403	1
	2001-1997		4WD	Left Upper	MK8708T	1
	2001-1997		4WD	Right Upper	MK8710T	1

Part Type Tipo de Parte	Year Año	Engine Motor	Description Descripcion	Location Localización	Part No. No. de Parte	Quantity Cantidad
Mercury Mountaineer (cont'd) 						
FRONT (cont'd)						
Control Arm and Ball Joint Assembly (cont'd)	2001-1997		2WD	Left Upper	MK8708T	1
	2001-1997		2WD	Right Upper	MK8710T	1
	2001-1997		1 PC DESIGN	Right Upper	MK80068	1
REAR						
Control Arm and Ball Joint Assembly	2005-2002			Left Upper	MS40126	1
	2005-2002			Right Upper	MS40127	1
Mercury Mystique 						
FRONT						
Control Arm and Ball Joint Assembly	2000-1998		From 12/09/97	Right Lower	MK80389	1
	2000-1998		From 12/09/97	Left Lower	MK80390	1
	1997-1995		To 12/08/97	Right Lower	MK80387	1
	1997-1995		To 12/08/97	Left Lower	MK80388	1
Mercury Sable 						
FRONT						
Control Arm	2003-1998		From 05/13/1998	Right Lower	MK80411	1
	2003-1998		From 05/13/1998	Left Lower	MK80412	1
	1997-1996			Right Lower	MK80409	1
	1997-1996			Left Lower	MK80410	1
Control Arm and Ball Joint Assembly	2004-2003			Right Upper	MK80038	1
	2004-2003			Left Upper	MK80040	1
	1995-1986			Right Lower	MK8425	1
	1995-1986			Left Lower	MK8427	1
Mercury Topaz 						
FRONT						
Control Arm and Ball Joint Assembly	1994-1984			Right Lower	MK8421	1
	1994-1984			Left Lower	MK8423	1
	1983		BEFORE 8/83	Right Lower	MK8311	1
	1983		BEFORE 8/83	Left Lower	MK8313	1
Mercury Villager 						
FRONT						
Control Arm and Ball Joint Assembly	2002-1999		2WD	Right Lower	MS20134	1
	2002-1999		2WD	Left Lower	MS20135	1
	1998-1993		2WD	Right Lower	MS20132	1
	1998-1993		2WD	Left Lower	MS20133	1
Merkur Scorpio 						
FRONT						
Control Arm and Ball Joint Assembly	1989-1988			Right Lower	MK9939	1
	1989-1988			Left Lower	MK9940	1
Merkur XR4Ti 						
FRONT						
Control Arm and Ball Joint Assembly	1989-1985			Left Lower	MK9659	1
	1989-1985			Right Lower	MK9661	1






Part Type Tipo de Parte	Year Año	Engine Motor	Description Descripción	Location Localización	Part No. No. de Parte	Quantity Cantidad
Mini Cooper 						
FRONT						
Control Arm	2005-2002			Left Lower	MS10100	1
	2005-2002			Right Lower	MS10101	1
REAR						
Control Arm	2007-2002		ADJUSTABLE; CAMBER + OR - 4.00 DEG.	Lower	MK100003	1
Mitsubishi Eclipse 						
FRONT						
Control Arm and Ball Joint Assembly	2005		GS; GT	Left Lower	MS80111	1
	2005		GS; GT	Right Lower	MS80112	1
	2005-2003		Spyder GTS; GTS	Left Lower	MS80111	1
	2005-2003		Spyder GTS; GTS	Right Lower	MS80112	1
	2005-2001		Spyder GS; Spyder GT	Left Lower	MS80111	1
	2005-2001		Spyder GS; Spyder GT	Right Lower	MS80112	1
	2005-2001			Left Lower	MS80111	1
	2005-2001			Right Lower	MS80112	1
	2001	L4 2.4L	To 01/01; Spyder GT	Right Lower	MS80110	1
	2001-2000	L4 2.4L	To 01/01; Spyder GS; Spyder GT	Left Lower	MS80109	1
	2001-2000	L4 2.4L	To 01/01; Spyder GS; Spyder GT	Right Lower	MS80110	1
	2000	L4 2.4L		Left Lower	MS80109	1
	2000	L4 2.4L		Right Lower	MS80110	1
	1999-1995		STRAIGHT TYPE ARM	Right Lower	MK90265	1
	1999-1995		STRAIGHT TYPE ARM	Left Lower	MK90266	1
	1999-1995		ARC TYPE ARM	Right Lower	MS9878	1
	1999-1995		ARC TYPE ARM	Left Lower	MS9879	1
	1999-1995			Left Upper	MS80136	1
	1999-1995			Right Upper	MS80137	1
	1994-1990	L4 1.8L		Right Lower	MS9880	1
1994-1990	L4 1.8L		Left Lower	MS9881	1	
Mitsubishi Galant 						
FRONT						
Control Arm and Ball Joint Assembly	2001-1999	L4 2.4L		Left Lower	MS80109	1
	2001-1999	L4 2.4L		Right Lower	MS80110	1
	1999-1996		ARC TYPE ARM	Right Lower	MS9878	1
	1999-1996		ARC TYPE ARM	Left Lower	MS9879	1
	1999-1994		STRAIGHT TYPE ARM	Right Lower	MK90265	1
	1999-1994		STRAIGHT TYPE ARM	Left Lower	MK90266	1
	1999-1994			Right Upper	MS9882	1
	1999-1994			Left Upper	MS9883	1
	1995-1994		ARC TYPE ARM	Right Lower	MS9956	1
	1995-1994		ARC TYPE ARM	Left Lower	MS9957	1
	1993-1990		2WD; SOHC	Left Lower	MS9844	1
	1993-1990		2WD; SOHC	Right Lower	MS9845	1
	1993-1989		2WD; DOHC	Left Lower	MS9844	1
	1993-1989		2WD; DOHC	Right Lower	MS9845	1
	1992-1990		4WD	Left Lower	MS9844	1









Part Type Tipo de Parte	Year Año	Engine Motor	Description Descripcion	Location Localización	Part No. No. de Parte	Quantity Cantidad
Mitsubishi Galant (cont'd) 						
FRONT (cont'd)						
Control Arm and Ball Joint Assembly (cont'd)	1992-1990		4WD	Right Lower	MS9845	1
	1989		2WD; SOHC	Right Lower	MS9880	1
	1989		2WD; SOHC	Left Lower	MS9881	1
Mitsubishi Lancer 						
FRONT						
Control Arm and Ball Joint Assembly	2009-2007		ES; GTS	Left Lower	MS80170	1
	2009-2007		ES; GTS	Right Lower	MS80171	1
	2008-2007		DE; TO 1/1/08	Left Lower	MS80170	1
	2008-2007		DE; TO 1/1/08	Right Lower	MS80171	1
	2006-2002			Left Lower	MS80121	1
	2006-2002			Right Lower	MS80122	1
REAR						
Lateral Link	2004-2002			Lower	MS80125	2
Mitsubishi Mirage 						
FRONT						
Control Arm and Ball Joint Assembly	1999-1997		TO 11/98	Left Lower	MS80123	1
	1999-1997		TO 11/98	Right Lower	MS80124	1
	1996-1993			Right Lower	MS20117	1
	1996-1993			Left Lower	MS20118	1
	1986-1985			Right Lower	MK9433	1
	1986-1985			Left Lower	MK9435	1
REAR						
Control Arm	2002-1993		ASSIST LINK TYPE	Right Upper	MK80641	1
	2002-1993		ASSIST LINK TYPE	Left Upper	MK80642	1
	2002-1993		ASSIST LINK TYPE	Right Lower	MS20123	1
	2002-1993		ASSIST LINK TYPE	Left Lower	MS20124	1
Mitsubishi Montero 						
FRONT						
Control Arm and Ball Joint Assembly	2000-1997			Left Upper	MS80126	1
	2000-1997			Right Upper	MS80127	1
Mitsubishi Montero Sport 						
FRONT						
Control Arm and Ball Joint Assembly	2004-1997			Left Upper	MS80126	1
	2004-1997			Right Upper	MS80127	1
Mitsubishi Outlander 						
FRONT						
Control Arm and Ball Joint Assembly	2009-2007			Left Lower	MS80170	1
	2009-2007			Right Lower	MS80171	1
	2005-2003			Left Lower	MS80130	1
	2005-2003			Right Lower	MS80131	1
Mitsubishi Precis 						
FRONT						
Control Arm	1993-1990			Right Lower	MS20119	1
	1993-1990			Left Lower	MS20120	1










Part Type Tipo de Parte	Year Año	Engine Motor	Description Descripción	Location Localización	Part No. No. de Parte	Quantity Cantidad
Mitsubishi Raider 						
FRONT						
Control Arm and Ball Joint Assembly	2007-2006			Upper	MS25141	2
	2007-2006			Left Lower	MS25142	1
	2007-2006			Right Lower	MS25143	1
Nissan 200SX 						
FRONT						
Control Arm and Ball Joint Assembly	1988-1984			Right Lower	MS3059	1
	1988-1984			Left Lower	MS3060	1
Nissan 240SX 						
FRONT						
Control Arm and Ball Joint Assembly	1995-1989		FROM 03/89	Right Lower	MS3063	1
	1995-1989		FROM 03/89	Left Lower	MS3064	1
	1989		TO 2/89	Right Lower	MS9658	1
	1989		TO 2/89	Left Lower	MS9659	1
Nissan 350Z 						
FRONT						
Control Arm	2004-2003			Left Lower Front	MS30163	1
	2004-2003			Right Lower Front	MS30164	1
Control Arm and Ball Joint Assembly	2008-2003			Left Upper	MS30161	1
	2008-2003			Right Upper	MS30162	1
	2007-2003			Left Lower Rear	MS30165	1
	2007-2003			Right Lower Rear	MS30166	1
REAR						
Control Arm and Ball Joint Assembly	2007-2003			Left Upper	MS30167	1
	2007-2003			Right Upper	MS30168	1
Lateral Link	2007-2003			Lower	MS30171	2
Trailing Arm	2007-2003			Lower	MS30170	2
Nissan 720 						
FRONT						
Control Arm	1985-1980		2WD	Left Lower	MS9660	1
	1985-1980		2WD	Right Lower	MS9661	1
Nissan Altima 						
FRONT						
Control Arm and Ball Joint Assembly	2010-2007			Left Lower	MS30154	1
	2010-2007			Right Lower	MS30155	1
	2006-2002			Left Lower	MS20456	1
	2006-2002			Right Lower	MS20457	1
	2001-1998			Left Lower	MS30100	1
	2001-1998			Right Lower	MS30101	1
	1997-1993			Right Lower	MS9810	1
	1997-1993			Left Lower	MS9811	1
REAR						
Control Arm and Ball Joint Assembly	2006-2002			Left Upper	MS30108	1
	2006-2002			Right Upper	MS30109	1







Part Type Tipo de Parte	Year Año	Engine Motor	Description Descripcion	Location Localización	Part No. No. de Parte	Quantity Cantidad
Nissan Armada 						
FRONT						
Control Arm and Ball Joint Assembly	2008-2005			Left Lower	MS30116	1
	2008-2005			Right Lower	MS30117	1
	2005			Left Upper	MS30114	1
	2005			Right Upper	MS30115	1
Nissan Cube 						
FRONT						
Control Arm and Ball Joint Assembly	2009			Left Lower	MS30145	1
	2009			Right Lower	MS30146	1
Nissan D21 						
FRONT						
Control Arm and Ball Joint Assembly	1994-1986		2WD	Right Lower	MS9662	1
	1994-1986		2WD	Left Lower	MS9663	1
Nissan Frontier 						
FRONT						
Control Arm and Ball Joint Assembly	2010-2005			Left Upper	MS30122	1
	2010-2005			Right Upper	MS30123	1
	2010-2005			Left Lower	MS30124	1
	2010-2005			Right Lower	MS30125	1
	2004-2002			Left Lower	MS30120	1
	2004-2002			Right Lower	MS30121	1
	2002-2000	L4 2.4L	2WD	Left Upper	MS30172	1
	2002-2000	L4 2.4L	2WD	Right Upper	MS30173	1
	1999-1998		4WD; TO 09/1999	Left Upper	MS30118	1
	1999-1998		4WD; TO 09/1999	Right Upper	MS30119	1
	1999-1998		2WD	Left Upper	MS30172	1
	1999-1998		2WD	Right Upper	MS30173	1
Nissan Maxima 						
FRONT						
Control Arm and Ball Joint Assembly	2008-2004			Left Lower	MS20456	1
	2008-2004			Right Lower	MS20457	1
	2003-2000			Left Lower	MS20458	1
	2003-2000			Right Lower	MS20459	1
	1999-1995			Left Lower	MS20460	1
	1999-1995			Right Lower	MS20461	1
	1994-1989			Right Lower	MS20130	1
	1994-1989			Left Lower	MS20131	1
REAR						
Control Arm and Ball Joint Assembly	2007-2004			Left Upper	MS30108	1
	2007-2004			Right Upper	MS30109	1
Lateral Link	1999-1997		GXE; GLE; W/ I-Beam Suspension		MS30151	2
	1996-1995		W/ I-Beam Suspension		MS30151	2



Part Type Tipo de Parte	Year Año	Engine Motor	Description Descripción	Location Localización	Part No. No. de Parte	Quantity Cantidad
Nissan Murano 						
FRONT						
Control Arm and Ball Joint Assembly	2008-2007		From 6/07	Left Lower	MS20456	1
	2008-2007		From 6/07	Right Lower	MS20457	1
	2007-2003		TO 5/07	Left Lower	MS30152	1
	2007-2003		TO 5/07	Right Lower	MS30153	1
Nissan NX 						
REAR						
Lateral Link	1993-1991	L4 2.0L	W/ SE-R	Lower Rear	MS30135	2
	1993-1991	L4 1.6L		Lower Front	MS30134	2
	1993-1991	L4 1.6L		Lower Rear	MS30136	2
Trailing Arm	1993-1991			Lower	MS30158	2
Nissan Pathfinder 						
FRONT						
Control Arm	2004-1996			Right Lower	MS9812	1
	2004-1996			Left Lower	MS9813	1
Control Arm and Ball Joint Assembly	2010-2005			Left Upper	MS30122	1
	2010-2005			Right Upper	MS30123	1
	2010-2005			Left Lower	MS30124	1
	2010-2005			Right Lower	MS30125	1
	2004	V8 5.6L		Left Upper	MS30114	1
	2004	V8 5.6L		Right Upper	MS30115	1
Nissan Pulsar NX 						
REAR						
Lateral Link	1989-1987		Strut Type	Lower Front	MS30160	2
Nissan Quest 						
FRONT						
Control Arm and Ball Joint Assembly	2007-2004			Left Lower	MS30126	1
	2007-2004			Right Lower	MS30127	1
	2003-1999			Right Lower	MS20134	1
	2003-1999			Left Lower	MS20135	1
	1998-1993			Right Lower	MS20132	1
	1998-1993			Left Lower	MS20133	1
REAR						
Control Arm and Ball Joint Assembly	2007-2004			Left Upper	MS30128	1
	2007-2004			Right Upper	MS30129	1
Nissan Sentra 						
FRONT						
Control Arm and Ball Joint Assembly	2006-2004	L4 1.8L		Left Lower	MS20462	1
	2006-2004	L4 1.8L		Right Lower	MS20463	1
	2005-2004	L4 2.5L	W/ AUTOMATIC TRANSMISSION	Left Lower	MS20462	1
	2005-2004	L4 2.5L	W/ AUTOMATIC TRANSMISSION	Right Lower	MS20463	1
	2003-2000			Left Lower	MS20462	1
	2003-2000			Right Lower	MS20463	1
	1999-1995		B14; US MFG FROM 07/95	Right Lower	MS3061	1
	1999-1995		B14; US MFG FROM 07/95	Left Lower	MS3062	1








Part Type Tipo de Parte	Year Año	Engine Motor	Description Descripción	Location Localización	Part No. No. de Parte	Quantity Cantidad
Nissan Sentra (cont'd) 						
FRONT (cont'd)						
Control Arm and Ball Joint Assembly (cont'd)	1995-1991		B13; TO 07/95	Right Lower	MS3055	1
	1995-1991		B13; TO 07/95	Left Lower	MS3056	1
	1990-1987		B12	Right Lower	MS3053	1
	1990-1987		B12	Left Lower	MS3054	1
REAR						
Lateral Link	1994-1991	L4 1.6L	W/O SE-R	Lower Front	MS30134	2
	1994-1991	L4 2.0L	W/O SE-R	Lower Rear	MS30136	2
	1994-1991	L4 2.0L	W/ SE-R	Lower Front	MS30136	2
	1994-1991	L4 2.0L		Lower Rear	MS30135	2
	1990-1987		Strut Type	Lower Front	MS30159	2
	1989-1987		Strut Type	Lower Rear	MS30160	2
Trailing Arm	1994-1991			Lower	MS30158	2
Nissan Titan 						
FRONT						
Control Arm and Ball Joint Assembly	2010-2004			Left Upper	MS30114	1
	2010-2004			Right Upper	MS30115	1
	2010-2004			Left Lower	MS30116	1
	2010-2004			Right Lower	MS30117	1
Nissan Versa 						
FRONT						
Control Arm and Ball Joint Assembly	2009-2007			Left Lower	MS30145	1
	2009-2007			Right Lower	MS30146	1
Nissan Xterra 						
FRONT						
Control Arm and Ball Joint Assembly	2010-2005			Left Upper	MS30122	1
	2010-2005			Right Upper	MS30123	1
	2010-2005			Left Lower	MS30124	1
	2010-2005			Right Lower	MS30125	1
	2004-2002			Left Lower	MS30120	1
	2004-2002			Right Lower	MS30121	1
	2001			Left Upper	MS30118	1
	2001			Right Upper	MS30119	1
Nissan X-Trail 						
FRONT						
Control Arm and Ball Joint Assembly	2007-2005		CANADA ONLY	Left Lower	MS30106	1
	2007-2005		CANADA ONLY	Right Lower	MS30107	1
REAR						
Lateral Link	2007-2005			Left Front	MS30176	1
	2007-2005			Left Rear	MS30177	1
	2007-2005			Rear	MS30178	2
Trailing Arm	2007-2005				MS30179	2






Part Type Tipo de Parte	Year Año	Engine Motor	Description Descripción	Location Localización	Part No. No. de Parte	Quantity Cantidad
Oldsmobile Achieva 						
FRONT						
Control Arm and Ball Joint Assembly	1998-1994			Left Lower	MS50111	1
	1998-1994			Right Lower	MS50112	1
	1993-1992			Left Lower	MS20336	1
	1993-1992			Right Lower	MS20337	1
Oldsmobile Alero 						
FRONT						
Control Arm and Ball Joint Assembly	2004-2000		EXC. SPORT SUSPENSION	Right Lower	MK80428	1
	2004-2000		EXC. SPORT SUSPENSION	Left Lower	MK80446	1
REAR						
Lateral Link	2004-1999		EXC. SPORT SUSPENSION	Front	MS50167	2
	2004-1999		EXC. SPORT SUSPENSION	Rear	MS50168	2
Oldsmobile Aurora 						
FRONT						
Control Arm and Ball Joint Assembly	2003-2001		W/ ALUMINUM CONTROL ARM	Left Lower	MS50113	1
	2003-2001		W/ ALUMINUM CONTROL ARM	Right Lower	MS50114	1
Oldsmobile Bravada 						
FRONT						
Control Arm	2004-2003			Left Upper	MS50104	1
	2004-2003			Right Upper	MS50105	1
Control Arm and Ball Joint Assembly	2001-1997	V6 4.3L	4WD	Left Upper	MS20354	1
	2001-1997	V6 4.3L	4WD	Right Upper	MS20355	1
Oldsmobile Custom Cruiser 						
FRONT						
Control Arm and Ball Joint Assembly	1992-1981			Left Lower	MS20334	1
	1992-1981			Right Lower	MS20335	1
	1992-1980			Right Upper	MS9704	1
	1992-1980			Left Upper	MS9705	1
Oldsmobile Cutlass 						
FRONT						
Control Arm and Ball Joint Assembly	1999-1997			Right Lower	MK80428	1
	1999-1997			Left Lower	MK80446	1
REAR						
Lateral Link	1999-1997			Front	MS50167	2
	1999-1997			Rear	MS50168	2
Oldsmobile Cutlass Cruiser 						
FRONT						
Control Arm and Ball Joint Assembly	1992-1987			Right Lower	MS20335	1
Oldsmobile Cutlass Supreme 						
FRONT						
Control Arm	1997-1992			Left Lower	MS20332	1
	1997-1992			Right Lower	MS20333	1
REAR						
Track Bar	1997-1988		2WD		MK6402	2








Part Type Tipo de Parte	Year Año	Engine Motor	Description Descripcion	Location Localización	Part No. No. de Parte	Quantity Cantidad
Oldsmobile Delta 88 						
FRONT						
Control Arm and Ball Joint Assembly	1985-1981			Left Lower	MS20334	1
	1985-1981			Right Lower	MS20335	1
Oldsmobile Intrigue 						
FRONT						
Control Arm and Ball Joint Assembly	2002-1999			Left Lower	MS50130	1
	2002-1999			Right Lower	MS50131	1
REAR						
Track Bar	2002-1998		2WD		MK6402	2
Oldsmobile Ninety-Eight 						
FRONT						
Control Arm and Ball Joint Assembly	1984-1981			Left Lower	MS20334	1
	1984-1981			Right Lower	MS20335	1
Oldsmobile Silhouette 						
FRONT						
Control Arm and Ball Joint Assembly	2004-1997			Right Lower	MS20328	1
	2004-1997			Left Lower	MS20329	1
REAR						
Control Arm	2004-1997		4WD	Left Upper	MK80352	1
	2004-1997		4WD	Right Upper	MK80353	1
Control Arm and Ball Joint Assembly	2003-2002		4WD	Right Lower	MK80350	1
	2003-2002		4WD	Left Lower	MK80351	1
Plymouth Acclaim 						
REAR						
Track Bar	1995-1989				MK7163	1
Plymouth Breeze 						
FRONT						
Control Arm and Ball Joint Assembly	2000-1996			Left Lower	MK7425	1
	2000-1996			Right Lower	MK7427	1
	2000-1996			Left Upper	MS20363	1
	2000-1996			Right Upper	MS20364	1
REAR						
Lateral Link	2000-1997			Lower Front	MS25162	2
	2000-1997			Lower Rear	MS25163	2
Plymouth Caravelle 						
REAR						
Track Bar	1988-1985				MK7163	1
Plymouth Colt 						
FRONT						
Control Arm and Ball Joint Assembly	1986-1985			Right Lower	MK9433	1
	1986-1985			Left Lower	MK9435	1
Plymouth Grand Voyager 						
FRONT						
Control Arm and Ball Joint Assembly	2000-1996			Left Lower	MS20369	1
	2000-1996			Right Lower	MS20370	1












Part Type Tipo de Parte	Year Año	Engine Motor	Description Descripción	Location Localización	Part No. No. de Parte	Quantity Cantidad
Plymouth Laser 						
FRONT						
Control Arm and Ball Joint Assembly	1994-1990	L4 1.8L		Right Lower	MS9880	1
	1994-1990	L4 1.8L		Left Lower	MS9881	1
Plymouth Neon 						
FRONT						
Control Arm and Ball Joint Assembly	2001-2000			Right Lower	MS20109	1
	2001-2000			Left Lower	MS20110	1
	1999-1995			Right Lower	MS9676	1
	1999-1995			Left Lower	MS9677	1
REAR						
Lateral Link	1999-1997			Front	MS25158	2
	1999-1997			Rear	MS25159	2
Plymouth Reliant 						
REAR						
Track Bar	1989-1984				MK7163	1
Plymouth Sundance 						
REAR						
Track Bar	1994-1987				MK7163	1
Plymouth Voyager 						
FRONT						
Control Arm and Ball Joint Assembly	2000-1996			Left Lower	MS20369	1
	2000-1996			Right Lower	MS20370	1
	1995-1991			Left Lower	MS25108	1
	1995-1991			Right Lower	MS25109	1
REAR						
Track Bar	1998-1996				MDS1423	1
Pontiac Aztek 						
FRONT						
Control Arm and Ball Joint Assembly	2005-2001			Left Lower	MS50124	1
	2005-2001			Right Lower	MS50125	1
REAR						
Control Arm	2005-2001		4WD	Left Upper	MK80352	1
	2005-2001		4WD	Right Upper	MK80353	1
Control Arm and Ball Joint Assembly	2005-2001		4WD	Right Lower	MK80350	1
	2005-2001		4WD	Left Lower	MK80351	1
Pontiac Bonneville 						
FRONT						
Control Arm and Ball Joint Assembly	2005-2000		W/ ALUMINUM CONTROL ARM	Left Lower	MS50113	1
	2005-2000		W/ ALUMINUM CONTROL ARM	Right Lower	MS50114	1
	1981-1980			Right Upper	MS9704	1
	1981-1980			Left Upper	MS9705	1
	1981-1980			Left Lower	MS20334	1
	1981-1980			Right Lower	MS20335	1











Part Type Tipo de Parte	Year Año	Engine Motor	Description Descripcion	Location Localización	Part No. No. de Parte	Quantity Cantidad
Pontiac Catalina 						
FRONT						
Control Arm and Ball Joint Assembly	1981-1980			Right Upper	MS9704	1
	1981-1980			Left Upper	MS9705	1
	1981-1980			Left Lower	MS20334	1
	1981-1980			Right Lower	MS20335	1
Pontiac Firebird 						
FRONT						
Control Arm and Ball Joint Assembly	1981-1980			Left Lower	MS20334	1
	1981-1980			Right Lower	MS20335	1
Pontiac Firefly 						
FRONT						
Control Arm and Ball Joint Assembly	1999-1995			Right Lower	MS20107	1
	1999-1995			Left Lower	MS20108	1
	1994			Right Lower	MS5301	1
	1994			Left Lower	MS5302	1
	1991-1989			Right Lower	MS5301	1
	1991-1989			Left Lower	MS5302	1
	1988-1985			Lower	MK9445	2
Pontiac G3 						
FRONT						
Control Arm and Ball Joint Assembly	2009			Left Lower	MS50126	1
	2009			Right Lower	MS50127	1
Pontiac G5 						
FRONT						
Control Arm and Ball Joint Assembly	2009-2007		W/ FE3 SUSPENSION	Left Lower	MS50173	1
	2009-2007		W/ FE3 SUSPENSION	Right Lower	MS50174	1
	2009-2007		W/ FE1 SUSPENSION	Left Lower	MS50117	1
	2009-2007		W/ FE1 SUSPENSION	Right Lower	MS50118	1
Pontiac G6 						
FRONT						
Control Arm and Ball Joint Assembly	2009-2005		ALUMINUM TYPE CONTROL ARM	Left Lower	MS50122	1
	2009-2005		ALUMINUM TYPE CONTROL ARM	Right Lower	MS50123	1
REAR						
Control Arm	2009-2005			Upper	MS50185	2
Lateral Link	2009-2005		TOE CONTROL LINK	Upper	MS50187	2
Pontiac Grand Am 						
FRONT						
Control Arm and Ball Joint Assembly	2005-2000		EXC. SPORT SUSPENSION	Right Lower	MK80428	1
	2005-2000		EXC. SPORT SUSPENSION	Left Lower	MK80446	1
	1998-1997		W/ SPORT SUSPENSION	Left Lower	MS50111	1
	1998-1997		W/ SPORT SUSPENSION	Right Lower	MS50112	1
REAR						
Lateral Link	2005		W/ Ride and Handling Suspension; SE	Front	MS50167	2
	2005		W/ Ride and Handling Suspension; SE	Rear	MS50168	2
	2004-1999		W/ Ride and Handling Suspension	Front	MS50167	2

Part Type Tipo de Parte	Year Año	Engine Motor	Description Descripción	Location Localización	Part No. No. de Parte	Quantity Cantidad
Pontiac Grand Am (cont'd) 						
REAR (cont'd)						
Lateral Link (cont'd)	2004-1999		W/ Ride and Handling Suspension	Rear	MS50168	2
Pontiac Grand Prix 						
FRONT						
Control Arm and Ball Joint Assembly	2008-2006			Right Lower	MS20328	1
	2008-2006			Left Lower	MS20329	1
REAR						
Track Bar	2008-1988				MK6402	2
Pontiac Montana 						
REAR						
Control Arm	2006		SV6; 4WD	Left Upper	MK80352	1
	2006		SV6; 4WD	Right Upper	MK80353	1
	2005-1999		4WD	Left Upper	MK80352	1
	2005-1999		4WD	Right Upper	MK80353	1
Control Arm and Ball Joint Assembly	2006-2005		SV6	Right Lower	MK80350	1
	2006-2005		SV6	Left Lower	MK80351	1
	2005-2000		4WD	Right Lower	MK80350	1
	2005-2000		4WD	Left Lower	MK80351	1
Pontiac Parisienne 						
FRONT						
Control Arm and Ball Joint Assembly	1986-1983			Right Upper	MS9704	1
	1986-1983			Left Upper	MS9705	1
	1986-1983			Left Lower	MS20334	1
	1986-1983			Right Lower	MS20335	1
Pontiac Pursuit 						
FRONT						
Control Arm and Ball Joint Assembly	2006-2005		W/ FE1 SUSPENSION	Left Lower	MS50117	1
	2006-2005		W/ FE1 SUSPENSION	Right Lower	MS50118	1
Pontiac Safari 						
FRONT						
Control Arm and Ball Joint Assembly	1989-1987			Right Upper	MS9704	1
	1989-1987			Left Upper	MS9705	1
	1989-1987			Left Lower	MS20334	1
	1989-1987			Right Lower	MS20335	1
Pontiac Sunfire 						
FRONT						
Control Arm and Ball Joint Assembly	2005-1995		W/ SPORT SUSPENSION	Left Lower	MS50171	1
	2005-1995		W/ SPORT SUSPENSION	Right Lower	MS50172	1
	2005-1995		EXC. HD SUSP	Right Lower	MS20271	1
	2005-1995		EXC. HD SUSP	Left Lower	MS20272	1
Pontiac Torrent 						
FRONT						
Control Arm and Ball Joint Assembly	2009-2005			Left Lower	MS50163	1
	2009-2005			Right Lower	MS50164	1

Part Type Tipo de Parte	Year Año	Engine Motor	Description Descripcion	Location Localización	Part No. No. de Parte	Quantity Cantidad
Pontiac Torrent (cont'd) 						
REAR						
Control Arm	2009-2007			Left Lower	MS50159	1
	2009-2007			Right Lower	MS50160	1
	2006-2005			Left Lower Rear	MS50161	1
	2006-2005			Right Lower Rear	MS50162	1
Pontiac Vibe 						
FRONT						
Control Arm	2008-2003			Right Lower	MS20244	1
	2008-2003			Left Lower	MS20245	1
Pontiac Wave 						
FRONT						
Control Arm and Ball Joint Assembly	2008-2005			Left Lower	MS50126	1
	2008-2005			Right Lower	MS50127	1
Porsche Cayenne 						
FRONT						
Control Arm and Ball Joint Assembly	2005-2003			Upper	MS70100	2
Saab 900 						
FRONT						
Control Arm	1998-1997		Strut Rod	Left Lower Rear	MS10172	1
	1998-1997		Strut Rod	Right Lower Rear	MS10173	1
Control Arm and Ball Joint Assembly	1998-1995		FROM VIN# S7014473	Left Lower	MK80545	1
	1998-1995		FROM VIN# S7014473	Right Lower	MK80546	1
Saab 9-2X 						
FRONT						
Control Arm	2006-2005			Left Lower	MS80102	1
	2006-2005			Right Lower	MS80103	1
Saab 9-3 						
FRONT						
Control Arm	2003		Strut Rod; Convertible	Left Lower Rear	MS10172	1
	2003		Strut Rod; Convertible	Right Lower Rear	MS10173	1
	2002-1999		Strut Rod; USA Only	Left Lower Rear	MS10172	1
	2002-1999		Strut Rod	Right Lower Rear	MS10173	1
Control Arm and Ball Joint Assembly	2006-2004			Left Lower	MS10174	1
	2006-2004			Right Lower	MS10175	1
	2003		Convertible	Left Lower	MK80545	1
	2003		Convertible	Right Lower	MK80546	1
	2002-1999			Left Lower	MK80545	1
	2002-1999			Right Lower	MK80546	1
REAR						
Control Arm	2007-2003			Upper	MS101056	2
Saab 9-5 						
FRONT						
Control Arm	2007-1999			Left Lower	MS10176	1
	2007-1999			Right Lower	MS10177	1





Part Type Tipo de Parte	Year Año	Engine Motor	Description Descripción	Location Localización	Part No. No. de Parte	Quantity Cantidad
Saturn Aura 						
FRONT						
Control Arm and Ball Joint Assembly	2008-2007		ALUMINUM TYPE CONTROL ARM	Left Lower	MS50122	1
	2008-2007		ALUMINUM TYPE CONTROL ARM	Right Lower	MS50123	1
REAR						
Control Arm	2008-2007			Upper	MS50185	2
Lateral Link	2008-2007		TOE CONTROL LINK	Upper	MS50187	2
Saturn Ion 						
FRONT						
Control Arm and Ball Joint Assembly	2007-2003		W/ FE1 SUSPENSION	Left Lower	MS50117	1
	2007-2003		W/ FE1 SUSPENSION	Right Lower	MS50118	1
Saturn Ion-1 						
FRONT						
Control Arm and Ball Joint Assembly	2007-2005		W/ FE1 SUSPENSION	Left Lower	MS50117	1
	2007-2005		W/ FE1 SUSPENSION	Right Lower	MS50118	1
Saturn Ion-2 						
FRONT						
Control Arm and Ball Joint Assembly	2007-2005		W/ FE1 SUSPENSION	Left Lower	MS50117	1
	2007-2005		W/ FE1 SUSPENSION	Right Lower	MS50118	1
Saturn Ion-3 						
FRONT						
Control Arm and Ball Joint Assembly	2007-2005		W/ FE1 SUSPENSION	Left Lower	MS50117	1
	2007-2005		W/ FE1 SUSPENSION	Right Lower	MS50118	1
Saturn L100 						
FRONT						
Control Arm and Ball Joint Assembly	2002			Left Lower	MS50128	1
	2002			Right Lower	MS50129	1
Saturn L200 						
FRONT						
Control Arm and Ball Joint Assembly	2003-2002			Left Lower	MS50128	1
	2003-2002			Right Lower	MS50129	1
Saturn L300 						
FRONT						
Control Arm and Ball Joint Assembly	2005			Left Lower	MS50128	1
	2005			Right Lower	MS50129	1
	2003			Left Lower	MS50128	1
	2003			Right Lower	MS50129	1
Saturn L300-1 						
FRONT						
Control Arm and Ball Joint Assembly	2004			Left Lower	MS50128	1
	2004			Right Lower	MS50129	1
Saturn L300-2 						
FRONT						
Control Arm and Ball Joint Assembly	2004			Left Lower	MS50128	1
	2004			Right Lower	MS50129	1


Part Type Tipo de Parte	Year Año	Engine Motor	Description Descripcion	Location Localización	Part No. No. de Parte	Quantity Cantidad
Saturn L300-3 						
FRONT						
Control Arm and Ball Joint Assembly	2004			Left Lower	MS50128	1
	2004			Right Lower	MS50129	1
Saturn LS 						
FRONT						
Control Arm and Ball Joint Assembly	2000			Left Lower	MS50128	1
	2000			Right Lower	MS50129	1
Saturn LS1 						
FRONT						
Control Arm and Ball Joint Assembly	2000			Left Lower	MS50128	1
	2000			Right Lower	MS50129	1
Saturn LS2 						
FRONT						
Control Arm and Ball Joint Assembly	2000			Left Lower	MS50128	1
	2000			Right Lower	MS50129	1
Saturn LW1 						
FRONT						
Control Arm and Ball Joint Assembly	2000			Left Lower	MS50128	1
	2000			Right Lower	MS50129	1
Saturn LW2 						
FRONT						
Control Arm and Ball Joint Assembly	2000			Left Lower	MS50128	1
	2000			Right Lower	MS50129	1
Saturn LW200 						
FRONT						
Control Arm and Ball Joint Assembly	2003-2001			Left Lower	MS50128	1
	2003-2001			Right Lower	MS50129	1
Saturn LW300 						
FRONT						
Control Arm and Ball Joint Assembly	2003-2001			Left Lower	MS50128	1
	2003-2001			Right Lower	MS50129	1
Saturn SC 						
FRONT						
Control Arm and Ball Joint Assembly	1992-1991			Left Lower	MK5311	1
	1992-1991			Right Lower	MK5313	1
Saturn SC1 						
FRONT						
Control Arm and Ball Joint Assembly	2002-1993			Left Lower	MK5311	1
	2002-1993			Right Lower	MK5313	1
Saturn SC2 						
FRONT						
Control Arm and Ball Joint Assembly	2002-1993			Left Lower	MK5311	1
	2002-1993			Right Lower	MK5313	1








Part Type Tipo de Parte	Year Año	Engine Motor	Description Descripción	Location Localización	Part No. No. de Parte	Quantity Cantidad
Saturn SL 						
FRONT						
Control Arm and Ball Joint Assembly	2002-1991			Left Lower	MK5311	1
	2002-1991			Right Lower	MK5313	1
Saturn SL1 						
FRONT						
Control Arm and Ball Joint Assembly	2002-1991			Left Lower	MK5311	1
	2002-1991			Right Lower	MK5313	1
Saturn SL2 						
FRONT						
Control Arm and Ball Joint Assembly	2002-1991			Left Lower	MK5311	1
	2002-1991			Right Lower	MK5313	1
Saturn SW1 						
FRONT						
Control Arm and Ball Joint Assembly	2001-1993			Left Lower	MK5311	1
	2001-1993			Right Lower	MK5313	1
Saturn SW2 						
FRONT						
Control Arm and Ball Joint Assembly	2001-1993			Left Lower	MK5311	1
	2001-1993			Right Lower	MK5313	1
Saturn Vue 						
FRONT						
Control Arm and Ball Joint Assembly	2010-2008		W/ SPORT SUSPENSION	Left Lower	MS50198	1
	2010-2008		W/ SPORT SUSPENSION	Right Lower	MS50199	1
REAR						
Control Arm	2009-2007			Left Lower	MS50159	1
	2009-2007			Right Lower	MS50160	1
Scion tC 						
FRONT						
Control Arm	2007-2005			Left Lower	MS86126	1
	2007-2005			Right Lower	MS86127	1
Scion xA 						
FRONT						
Control Arm and Ball Joint Assembly	2006-2004		FROM 05/03	Left Lower	MS86124	1
	2006-2004		FROM 05/03	Right Lower	MS86125	1
Scion xB 						
FRONT						
Control Arm and Ball Joint Assembly	2006-2004		FROM 05/03	Left Lower	MS86124	1
	2006-2004		FROM 05/03	Right Lower	MS86125	1
Scion xD 						
FRONT						
Control Arm and Ball Joint Assembly	2009-2008			Left Lower	MS86138	1
	2009-2008			Right Lower	MS86139	1
Smart Fortwo 						
FRONT						
Control Arm	2009-2005			Lower	MS10192	2









Part Type Tipo de Parte	Year Año	Engine Motor	Description Descripcion	Location Localización	Part No. No. de Parte	Quantity Cantidad
Smart Fortwo (cont'd) 						
REAR						
Lateral Link	2009-2005				MS10193	2
Subaru Baja 						
FRONT						
Control Arm	2006-2003			Left Lower	MS80102	1
	2006-2003			Right Lower	MS80103	1
Subaru Forester 						
FRONT						
Control Arm	2000-1998			Left Lower	MS80102	1
	2000-1998			Right Lower	MS80103	1
Subaru Impreza 						
FRONT						
Control Arm	2006-1993			Left Lower	MS80102	1
	2006-1993			Right Lower	MS80103	1
Control Arm and Ball Joint Assembly	2003-2002		EXC. WRX; SEDAN	Left Lower	MS80166	1
	2003-2002		EXC. WRX; SEDAN	Right Lower	MS80167	1
Subaru Legacy 						
FRONT						
Control Arm	2004-1997			Left Lower	MS80102	1
	2004-1997			Right Lower	MS80103	1
	1994-1990			Left Lower	MS80102	1
	1994-1990			Right Lower	MS80103	1
Subaru Outback 						
FRONT						
Control Arm	2006-2001			Left Lower	MS80102	1
	2006-2001			Right Lower	MS80103	1
Suzuki Aerio 						
FRONT						
Control Arm and Ball Joint Assembly	2007-2004			Left Lower	MS80172	1
	2007-2004			Right Lower	MS80173	1
	2003-2002			Left Lower	MS80132	1
	2003-2002			Right Lower	MS80133	1
Suzuki Esteem 						
FRONT						
Control Arm and Ball Joint Assembly	2002-1995			Left Lower	MS80128	1
	2002-1995			Right Lower	MS80129	1
Suzuki Grand Vitara 						
FRONT						
Control Arm and Ball Joint Assembly	2007-2006			Left Lower	MS80113	1
	2007-2006			Right Lower	MS80114	1
	2005-1999			Left Lower	MS80105	1
	2005-1999			Right Lower	MS80106	1
Suzuki Sidekick 						
FRONT						
Control Arm	1998-1989		EXC. SPORT PKG	Right Lower	MS9800	1





Part Type Tipo de Parte	Year Año	Engine Motor	Description Descripción	Location Localización	Part No. No. de Parte	Quantity Cantidad
Suzuki Sidekick (cont'd) 						
FRONT (cont'd)						
Control Arm (cont'd)	1998-1989		EXC. SPORT PKG	Left Lower	MS9801	1
Control Arm and Ball Joint Assembly	1998-1997		JLX Sport; JS Sport; JX Sport	Left Lower	MS80134	1
	1998-1997		JLX Sport; JS Sport; JX Sport	Right Lower	MS80135	1
REAR						
Control Arm and Ball Joint Assembly	1998-1989			Upper	MS9802	2
Lateral Link	1998-1989			Left Lower	MS80168	1
	1998-1989			Right Lower	MS80169	1
Suzuki Swift 						
FRONT						
Control Arm and Ball Joint Assembly	2008-2004			Left Lower	MS50126	1
	2008-2004			Right Lower	MS50127	1
	2001-1995			Right Lower	MS20107	1
	2001-1995			Left Lower	MS20108	1
	1994-1989			Right Lower	MS5301	1
	1994-1989			Left Lower	MS5302	1
REAR						
Control Arm	1997-1989			Left Lower	MS9695	1
	1997-1989			Right Lower	MS9696	1
Lateral Link	2001-1995				MS80104	2
	1997-1989			Lower	MS9697	1
Suzuki SX4 						
FRONT						
Control Arm and Ball Joint Assembly	2009-2007			Left Lower	MS80153	1
	2009-2007			Right Lower	MS80154	1
Suzuki Vitara 						
FRONT						
Control Arm and Ball Joint Assembly	2004-2000			Left Lower	MS80105	1
	2004-2000			Right Lower	MS80106	1
Suzuki X-90 						
FRONT						
Control Arm	1998-1996		EXC. SPORT PKG	Right Lower	MS9800	1
	1998-1996		EXC. SPORT PKG	Left Lower	MS9801	1
REAR						
Control Arm and Ball Joint Assembly	1998-1996			Upper	MS9802	2
Suzuki XL-7 						
FRONT						
Control Arm and Ball Joint Assembly	2006-2002			Left Lower	MS80105	1
	2006-2002			Right Lower	MS80106	1
REAR						
Control Arm	2009-2007			Left Lower	MS50159	1
	2009-2007			Right Lower	MS50160	1

Part Type Tipo de Parte	Year Año	Engine Motor	Description Descripcion	Location Localización	Part No. No. de Parte	Quantity Cantidad
Toyota 4Runner 						
FRONT						
Control Arm	2009-2003			Left Lower	MS86112	1
	2009-2003			Right Lower	MS86113	1
	2002-1996		COIL SPRING SUSPENSION	Left Upper	MS86108	1
	2002-1996		COIL SPRING SUSPENSION	Right Upper	MS86109	1
	2002-1996		COIL SPRING SUSPENSION	Left Lower	MS86110	1
	2002-1996		COIL SPRING SUSPENSION	Right Lower	MS86111	1
Control Arm and Ball Joint Assembly	2009-2003			Left Upper	MS86114	1
	2009-2003			Right Upper	MS86115	1
Toyota Avalon 						
FRONT						
Control Arm	1997-1996		FROM 08/96	Right Lower	MS9652	1
	1997-1995			Left Lower	MS9653	1
Control Arm and Ball Joint Assembly	2010-2005			Right Lower	MS20246	1
	2010-2005			Left Lower	MS20247	1
	2004-1998			Left Lower	MS86147	1
	2004-1998			Right Lower	MS86148	1
REAR						
Lateral Link	2001-1997			Right Lower Rear	MS86158	2
	2001-1997			Left Lower Rear	MS86159	2
Toyota Camry 						
FRONT						
Control Arm	2008-2007			Left Lower	MS86181	1
	2008-2007			Right Lower	MS86182	1
	2001-1996		FROM 09/96	Right Lower	MS9654	1
	2001-1996		FROM 09/96	Left Lower	MS9655	1
	1996-1992		TO 08/96	Right Lower	MS9652	1
	1996-1992		TO 08/96	Left Lower	MS9653	1
Control Arm and Ball Joint Assembly	2006-2002			Right Lower	MS20246	1
	2006-2002			Left Lower	MS20247	1
	1991-1987			Right Lower	MS8071	1
	1991-1987			Left Lower	MS8072	1
REAR						
Lateral Link	2004-1997			Right Lower Rear	MS86158	2
	2001-1997			Left Lower Rear	MS86159	2
	1994-1991		2WD; Strut Type	Lower Front	MS86154	2
	1993-1992		2WD; Strut Type	Right Lower Rear	MS86155	1
	1993-1992		2WD; Strut Type	Left Lower Rear	MS86156	1
Toyota Celica 						
FRONT						
Control Arm	1987-1986		RT	Right Lower	MS8081	1
	1987-1986		RT	Left Lower	MS9805	1
Control Arm and Ball Joint Assembly	1985-1982		RT	Right Lower	MS8073	1
	1985-1982		RT	Left Lower	MS8074	1
	1981-1976		RT130	Right Lower	MS9803	1







Part Type Tipo de Parte	Year Año	Engine Motor	Description Descripción	Location Localización	Part No. No. de Parte	Quantity Cantidad
Toyota Celica (cont'd) 						
FRONT (cont'd)						
Control Arm and Ball Joint	1981-1976		RT130	Left Lower	MS9804	1
Toyota Corolla 						
FRONT						
Control Arm	2008-2003			Right Lower	MS20244	1
	2008-2003			Left Lower	MS20245	1
	2002-1997		AE110; FROM 05/97	Right Lower	MS8079	1
	2002-1997		AE110; FROM 05/97	Left Lower	MS9637	1
	1997-1992		AE100; TO 04/97	Right Lower	MK80333	1
	1997-1992		AE100; TO 04/97	Left Lower	MK80334	1
	1992-1988		AE92 or EE90	Right Lower	MS8069	1
	1992-1988		AE92 or EE90	Left Lower	MS8070	1
	1987-1984		AE90 or AE80; 2WD	Right Lower	MS8067	1
	1987-1984		AE90 or AE80; 2WD	Left Lower	MS8068	1
REAR						
Lateral Link	2002-1995			Lower Front	MS86157	2
	2002-1995			Right Lower Rear	MS86158	2
	2002-1995			Left Lower Rear	MS86159	2
	1990-1988		Strut Rod	Lower	MS86160	2
Toyota Cressida 						
FRONT						
Control Arm and Ball Joint Assembly	1992-1989		Body Code: RX100	Right Lower	MS9650	1
	1992-1989		Body Code: RX100	Left Lower	MS9941	1
	1988-1985		Body Code: RX70	Right Lower	MK9437	1
	1988-1985		Body Code: RX70	Left Lower	MK9439	1
	1984-1981		Body Code: RX60	Right Lower	MS9647	1
	1984-1981		Body Code: RX60	Left Lower	MS9942	1
Toyota Echo 						
FRONT						
Control Arm and Ball Joint Assembly	2005-2000			Left Lower	MS86100	1
	2005-2000			Right Lower	MS86101	1
Toyota FJ Cruiser 						
FRONT						
Control Arm	2009-2007			Left Lower	MS86112	1
	2009-2007			Right Lower	MS86113	1
Control Arm and Ball Joint Assembly	2009-2007			Left Upper	MS86114	1
	2009-2007			Right Upper	MS86115	1
Toyota Land Cruiser 						
FRONT						
Control Arm and Ball Joint Assembly	2007-1998			Left Lower	MS86149	1
	2007-1998			Right Lower	MS86150	1
	2007-1998			Left Upper	MS86151	1
	2007-1998			Right Upper	MS86152	1



Part Type Tipo de Parte	Year Año	Engine Motor	Description Descripcion	Location Localización	Part No. No. de Parte	Quantity Cantidad
Toyota Matrix 						
FRONT						
Control Arm	2008-2003			Right Lower	MS20244	1
	2008-2003			Left Lower	MS20245	1
Toyota Paseo 						
FRONT						
Control Arm	1997-1992			Right Lower	MS8075	1
	1997-1992			Left Lower	MS8076	1
Toyota RAV4 						
FRONT						
Control Arm	2005-2001			Right Lower	MS20472	1
	2005-2001			Left Lower	MS20473	1
	2003-1996			Right Lower	MS9806	1
	2003-1996			Left Lower	MS9807	1
Control Arm and Ball Joint Assembly	2008-2006			Left Lower	MS86163	1
	2008-2006			Right Lower	MS86164	1
REAR						
Lateral Link and Ball Joint Assembly	2000-1996			Left Upper	MS86165	1
	2000-1996			Right Upper	MS86166	1
	2000-1996			Left Lower	MS86167	1
	2000-1996			Right Lower	MS86168	1
Toyota Sequoia 						
FRONT						
Control Arm	2006-2004			Left Lower	MS86132	1
	2006-2004			Right Lower	MS86133	1
	2006-2000			Left Upper	MS86128	1
	2006-2000			Right Upper	MS86129	1
	2003-2000			Left Lower	MS86130	1
	2003-2000			Right Lower	MS86131	1
Control Arm and Ball Joint Assembly	2010-2008			Left Upper	MS86134	1
	2010-2008			Right Upper	MS86135	1
Toyota Solara 						
FRONT						
Control Arm and Ball Joint Assembly	2008-2004			Right Lower	MS20246	1
	2008-2004			Left Lower	MS20247	1
	2003-1999			Left Lower	MS86147	1
	2003-1999			Right Lower	MS86148	1
Toyota Starlet 						
FRONT						
Control Arm and Ball Joint Assembly	1984-1981			Lower	MK9147	2
Toyota Supra 						
FRONT						
Control Arm and Ball Joint Assembly	1996-1993			Right Upper	MS9808	1
	1996-1993			Left Upper	MS9809	1

Part Type Tipo de Parte	Year Año	Engine Motor	Description Descripción	Location Localización	Part No. No. de Parte	Quantity Cantidad
Toyota Tacoma 						
FRONT						
Control Arm and Ball Joint Assembly	2004-2001			Left Upper	MS86116	1
	2004-2001			Right Upper	MS86117	1
	2004-2001			Left Lower	MS86118	1
	2004-2001			Right Lower	MS86119	1
Toyota Tercel 						
FRONT						
Control Arm	1998			Left Lower	MS20470	1
	1998			Right Lower	MS20471	1
	1997-1991			Right Lower	MS8075	1
	1997-1991			Left Lower	MS8076	1
	1990-1987			Right Lower	MS8077	1
	1990-1987			Left Lower	MS8078	1
Toyota Tundra 						
FRONT						
Control Arm	2006-2004			Left Lower	MS86132	1
	2006-2004			Right Lower	MS86133	1
	2006-2000			Left Upper	MS86128	1
	2006-2000			Right Upper	MS86129	1
	2003-2000			Left Lower	MS86130	1
	2003-2000			Right Lower	MS86131	1
Control Arm and Ball Joint Assembly	2010-2007			Left Upper	MS86134	1
	2010-2007			Right Upper	MS86135	1
	2010-2007			Left Lower	MS86136	1
	2010-2007			Right Lower	MS86137	1
Toyota Yaris 						
FRONT						
Control Arm and Ball Joint Assembly	2009-2007			Left Lower	MS86138	1
	2009-2007			Right Lower	MS86139	1
Volkswagen Beetle 						
FRONT						
Control Arm	2009-1998			Lower	MS20475	2
Volkswagen Cabrio 						
FRONT						
Control Arm	2002-1995			Lower	MS20483	2
Volkswagen Eos 						
REAR						
Control Arm	2008-2007			Upper	MS70123	2
Lateral Link	2009-2007			Left	MS101009	1
	2009-2007			Right	MS101010	1
Volkswagen Golf 						
FRONT						
Control Arm	2006-2005	V6 2.8L		Left Lower	MS70104	1
	2006-1999			Lower	MS20475	2
	1999-1995	V6 2.8L		Right Lower	MS70103	1

Part Type Tipo de Parte	Year Año	Engine Motor	Description Descripcion	Location Localización	Part No. No. de Parte	Quantity Cantidad
Volkswagen Golf (cont'd) 						
FRONT (cont'd)						
Control Arm (cont'd)	1999-1995	V6 2.8L		Left Lower	MS70104	1
	1999-1993		GOLF 3	Lower	MS20483	2
Control Arm and Ball Joint Assembly	1987-1985		W/ 17MM BALL STUD	Left Lower	MS70118	1
	1987-1985		W/ 17MM BALL STUD	Right Lower	MS70119	1
REAR						
Lateral Link	2006			Left	MS101009	1
	2006			Right	MS101010	1
Volkswagen GTI 						
FRONT						
Control Arm and Ball Joint Assembly	2007-2006			Left Lower	MS20477	1
	2007-2006			Right Lower	MS20478	1
REAR						
Control Arm	2008-2006			Upper	MS70123	2
Lateral Link	2009-2006			Left	MS101009	1
	2009-2006			Right	MS101010	1
Volkswagen Jetta 						
FRONT						
Control Arm	2006-2005	V6 2.8L		Left Lower	MS70104	1
	2005-1999			Lower	MS20475	2
	1999-1995	V6 2.8L		Right Lower	MS70103	1
	1999-1995	V6 2.8L		Left Lower	MS70104	1
	1999-1993	L4 2.0L	GLS; GL	Lower	MS20483	2
	1999-1993	L4 2.0L		Lower	MS20483	2
	1995-1993	L4 1.8L	Base	Lower	MS20483	2
	1995-1993	L4 1.9L		Lower	MS20483	2
Control Arm and Ball Joint Assembly	2008-2005			Left Lower	MS20477	1
	2008-2005			Right Lower	MS20478	1
	1987-1985		W/ 17MM BALL STUD	Left Lower	MS70118	1
	1987-1985		W/ 17MM BALL STUD	Right Lower	MS70119	1
REAR						
Control Arm	2008-2005			Upper	MS70123	2
Lateral Link	2009-2005			Left	MS101009	1
	2009-2005			Right	MS101010	1
Volkswagen Passat 						
FRONT						
Control Arm and Ball Joint Assembly	2008-2006			Left Lower	MS70121	1
	2008-2006			Right Lower	MS70122	1
	2005-2003			Lower Front	MK80556	2
	2005-1998			Left Upper Front	MK90497	1
	2005-1998			Right Upper Front	MK90498	1
	2005-1996			Left Lower Rear	MK80562	1
	2005-1996			Right Lower Rear	MK80563	1
	2002-1998			Lower Front	MK90494	2
	1999-1998		TO VIN #X113734	Left Upper Rear	MK90699	1

Part Type Tipo de Parte	Year Año	Engine Motor	Description Descripción	Location Localización	Part No. No. de Parte	Quantity Cantidad
Volkswagen Passat (cont'd) 						
FRONT (cont'd)						
Control Arm and Ball Joint	1999-1998		TO VIN #X113734	Right Upper Rear	MK90700	1
REAR						
Control Arm	2008-2006			Upper	MS70123	2
Control Arm and Ball Joint Assembly	2001-1999		LATERAL TIE ROD		MS70130	2
Lateral Link	2009-2006			Left	MS101009	1
	2009-2006			Right	MS101010	1
Volkswagen Phaeton 						
FRONT						
Control Arm and Ball Joint Assembly	2006-2004			Left Upper Front	MS70109	1
	2006-2004			Right Upper Front	MS70110	1
	2006-2004			Left Upper Rear	MS70111	1
	2006-2004			Right Upper Rear	MS70112	1
Volkswagen R32 						
REAR						
Control Arm	2008			Upper	MS70123	2
Lateral Link	2008			Left	MS101009	1
	2008			Right	MS101010	1
Volkswagen Rabbit 						
FRONT						
Control Arm and Ball Joint Assembly	2008-2006			Left Lower	MS20477	1
	2008-2006			Right Lower	MS20478	1
REAR						
Control Arm	2008-2006			Upper	MS70123	2
Lateral Link	2009-2006			Left	MS101009	1
	2009-2006			Right	MS101010	1
Volkswagen Routan 						
FRONT						
Control Arm and Ball Joint Assembly	2009-2008			Left Lower	MS251001	1
	2009-2008			Right Lower	MS251002	1
Volkswagen Touareg 						
FRONT						
Control Arm and Ball Joint Assembly	2006-2004		TO CH# 7L-7-020 000	Right Lower	MS70101	1
	2006-2004		TO CH# 7L-7-020 000	Left Lower	MS70102	1
	2006-2004		TO CH# 7L-7-005 000	Upper	MS70100	2
Volvo C70 						
FRONT						
Control Arm and Ball Joint Assembly	2006			Left Lower	MS10170	1
	2006			Right Lower	MS10171	1
	2004-1998			Left Lower	MS20488	1
	2004-1998			Right Lower	MS20489	1

Part Type Tipo de Parte	Year Año	Engine Motor	Description Descripcion	Location Localización	Part No. No. de Parte	Quantity Cantidad
Volvo S40 						
FRONT						
Control Arm and Ball Joint Assembly	2007-2006		From Chassis 209290; W/ 15mm Stud	Left Lower	MS10182	1
	2007-2006		From Chassis 209290; W/ 15mm Stud	Right Lower	MS10183	1
	2006-2005		To Chassis 209290; W/ 18.2mm Stud	Left Lower	MS10180	1
	2006-2005		To Chassis 209290; W/ 18.2mm Stud	Right Lower	MS10181	1
	2006-2004			Left Lower	MS10170	1
	2006-2004			Right Lower	MS10171	1
	2003-2001			Left Lower	MS20316	1
	2003-2001			Right Lower	MS20317	1
	2000			Left Lower	MS20479	1
	2000			Right Lower	MS20480	1
REAR						
Control Arm	2004-2000			Upper Front	MS101013	2
	2004-2000			Upper Rear	MS101014	2
Volvo S60 						
FRONT						
Control Arm	2008-2001		2WD	Left Lower	MS10118	1
	2008-2001		2WD	Right Lower	MS10119	1
Volvo S70 						
FRONT						
Control Arm and Ball Joint Assembly	2000-1998			Left Lower	MS20486	1
	2000-1998			Right Lower	MS20487	1
	2000-1998			Left Lower	MS20488	1
	2000-1998			Right Lower	MS20489	1
Volvo S80 						
FRONT						
Control Arm	2006-1999			Left Lower	MS10158	1
	2006-1999			Right Lower	MS10159	1
Control Arm and Ball Joint Assembly	2007			Left Lower	MS101061	1
	2007			Right Lower	MS101062	1
Volvo V40 						
FRONT						
Control Arm and Ball Joint Assembly	2004-2001			Left Lower	MS20316	1
	2004-2001			Right Lower	MS20317	1
	2000			Left Lower	MS20479	1
	2000			Right Lower	MS20480	1
REAR						
Control Arm	2004-2000			Upper Front	MS101013	2
	2004-2000			Upper Rear	MS101014	2
Volvo V50 						
FRONT						
Control Arm and Ball Joint Assembly	2007-2006		From Chassis 209290; W/ 15mm Stud	Left Lower	MS10182	1
	2007-2006		From Chassis 209290; W/ 15mm Stud	Right Lower	MS10183	1
	2006-2005			Left Lower	MS10170	1
	2006-2005			Right Lower	MS10171	1

Part Type Tipo de Parte	Year Año	Engine Motor	Description Descripción	Location Localización	Part No. No. de Parte	Quantity Cantidad
Volvo V70 						
FRONT						
Control Arm	2007-2001		2WD	Left Lower	MS10118	1
	2007-2001		2WD	Right Lower	MS10119	1
	2005-2001		4WD	Left Lower	MS10116	1
	2005-2001		4WD	Right Lower	MS10117	1
Control Arm and Ball Joint Assembly	2000-1998			Left Lower	MS20486	1
	2000-1998			Right Lower	MS20487	1
	1999-1998			Left Lower	MS20488	1
	1999-1998			Right Lower	MS20489	1
Volvo XC90 						
FRONT						
Control Arm	2009-2003			Left Lower	MS10120	1
	2009-2003			Right Lower	MS10121	1

Footnotes

*